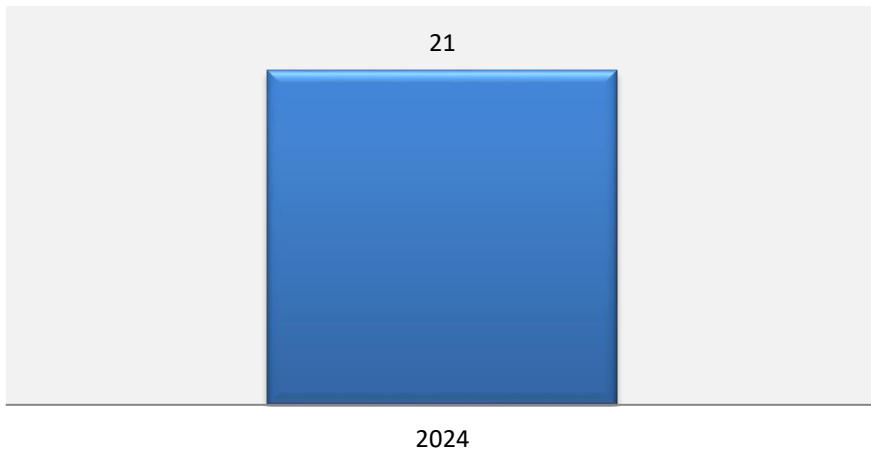
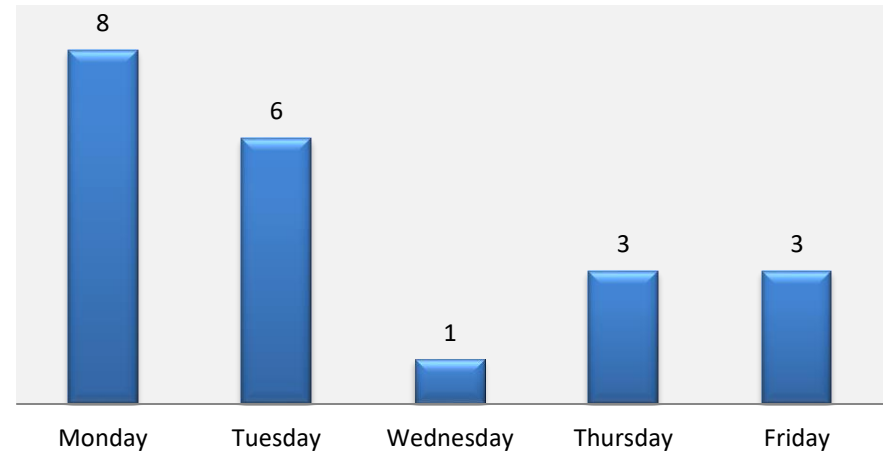


Occurrences Summary

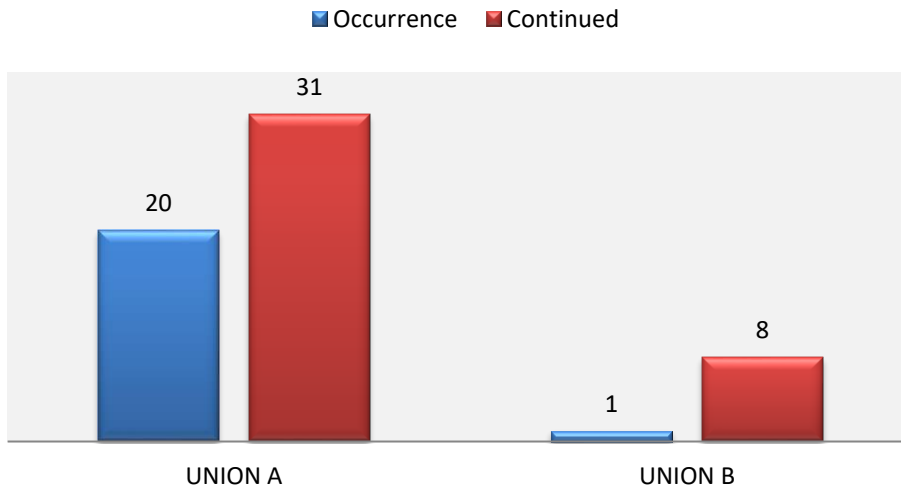
Total Occurrences by Year



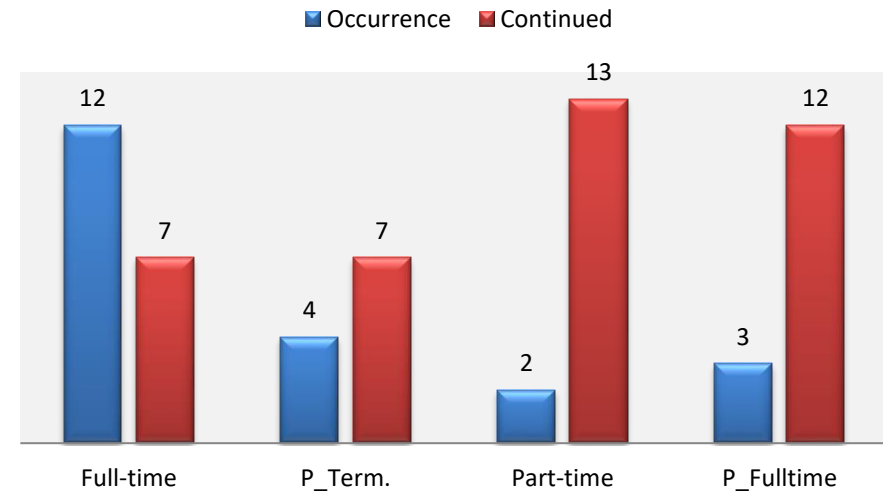
Occurrences by Day of Week



Occurrences & Continued Days by Union

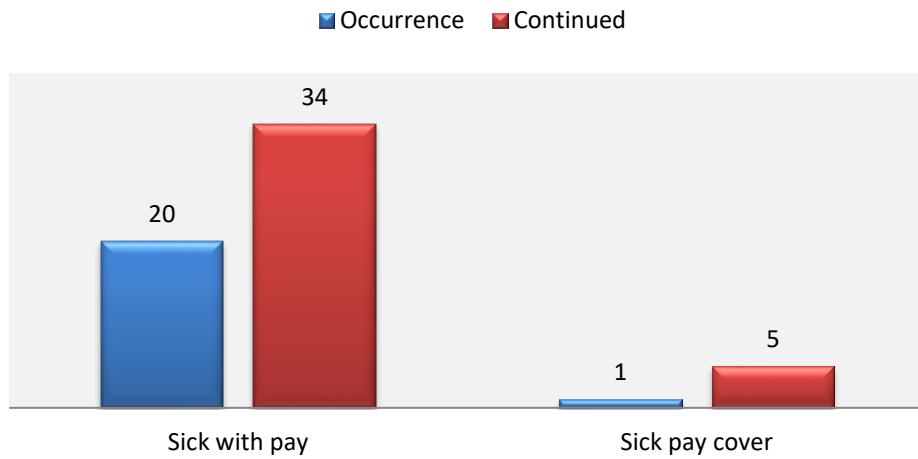


Occurrences & Continued Days by Status

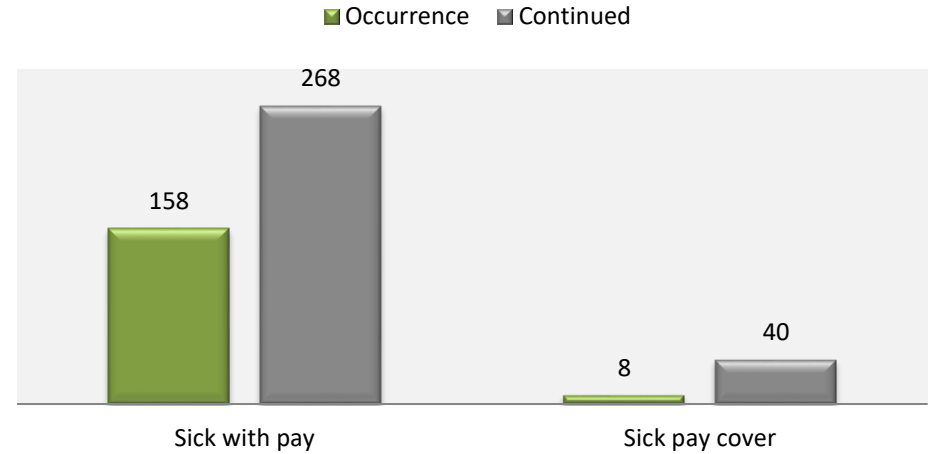


Occurrences Summary

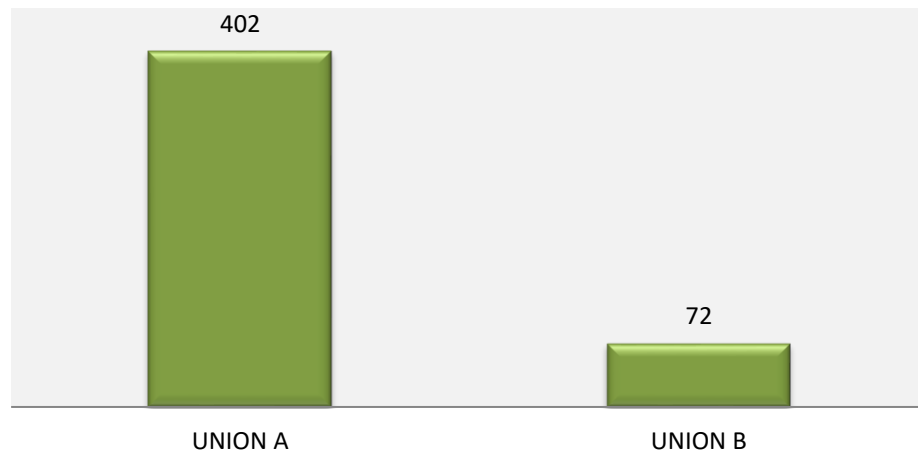
Occurrences & Continued Days by Code



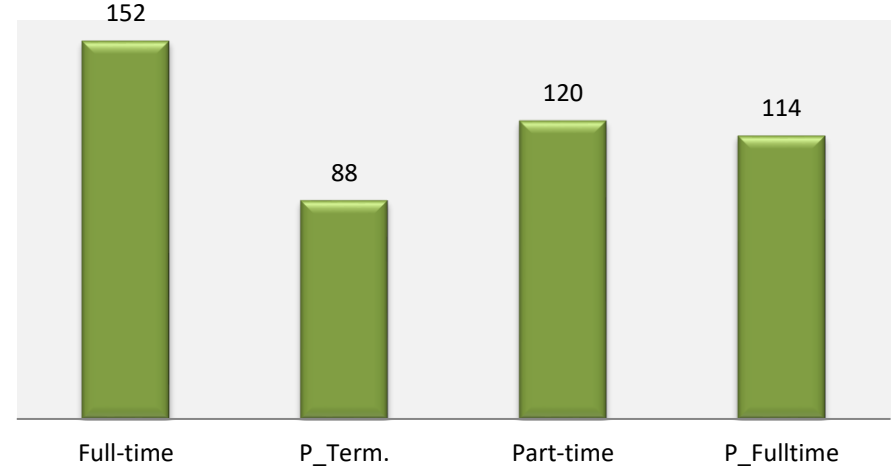
Total Hours of Occurrences & Continued Days by Code



Total Hours by Union



Total Hours by Status



Occurrences Summary

Dept/Group	(All)
Department Desc	(All)
Position	(All)
Active Case	(All)

Count of days			Continued		
Last Firstname	Hours Type	Time Start Date	Occurrence	Continued	Total Days
ABRAHAMS, PETER J			4	7	11
	Sick with pay		4	7	11
		2-Sep-24	1		1
		3-Sep-24		1	1
		4-Sep-24		1	1
		17-Sep-24	1		1
		18-Sep-24		1	1
		19-Sep-24		1	1
		23-Sep-24		1	1
		24-Sep-24		1	1
		1-Oct-24	1		1
		2-Oct-24		1	1
		7-Oct-24	1		1
ADAMS, GREGORY			1	7	8
	Sick with pay		1	7	8
		1-Oct-24	1		1
		2-Oct-24		1	1
		3-Oct-24		1	1
		7-Oct-24		1	1
		8-Oct-24		1	1
		9-Oct-24		1	1
		10-Oct-24		1	1
		11-Oct-24		1	1
ANDERSON, BOB			1	8	9
	Sick with pay		1	8	9
		1-Oct-24	1		1
		2-Oct-24		1	1
		3-Oct-24		1	1
		4-Oct-24		1	1
		7-Oct-24		1	1
		8-Oct-24		1	1
		9-Oct-24		1	1
		10-Oct-24		1	1
		11-Oct-24		1	1
ANDERSON, JENN			6		6
	Sick with pay		6		6
		1-Oct-24	1		1
		3-Oct-24	1		1
		7-Oct-24	1		1
		9-Oct-24	1		1

Occurrences Summary

Last Firstname	Hours Type	Time Start Date	Occurrence	Continued	Total Days
ANDERSON, JENN	Sick with pay	14-Oct-24	1		1
		18-Oct-24	1		1
ANGER, SANDRA L			5		5
	Sick with pay		5		5
		1-Oct-24	1		1
		7-Oct-24	1		1
		11-Oct-24	1		1
		14-Oct-24	1		1
		18-Oct-24	1		1
BOBERA - MCCARTHY, SARA			2	4	6
	Sick with pay		2	4	6
		26-Aug-24	1		1
		27-Aug-24		1	1
		28-Aug-24		1	1
		29-Aug-24		1	1
		30-Aug-24		1	1
		5-Sep-24	1		1
MCCARTHY, SARAH			2	13	15
	Sick with pay		1	8	9
		2-Sep-24	1		1
		3-Sep-24		1	1
		4-Sep-24		1	1
		5-Sep-24		1	1
		6-Sep-24		1	1
		9-Sep-24		1	1
		10-Sep-24		1	1
		11-Sep-24		1	1
		12-Sep-24		1	1
	Sick pay cover		1	5	6
		1-Aug-24	1		1
		2-Aug-24		1	1
		3-Aug-24		1	1
		4-Aug-24		1	1
		5-Aug-24		1	1
		6-Aug-24		1	1
Total Days			21	39	60

Occurrences Summary

Dept/Group	(All)
Department Desc	(All)
Position	(All)
Active Case	No Active Case

Count of days			Continued		
Last Firstname	Hours Type	Time Start Date	Occurrence	Continued	Total Days
ADAMS, GREGORY			1	7	8
	Sick with pay		1	7	8
		1-Oct-24	1		1
		2-Oct-24		1	1
		3-Oct-24		1	1
		7-Oct-24		1	1
		8-Oct-24		1	1
		9-Oct-24		1	1
		10-Oct-24		1	1
		11-Oct-24		1	1
ANDERSON, BOB			1	8	9
	Sick with pay		1	8	9
		1-Oct-24	1		1
		2-Oct-24		1	1
		3-Oct-24		1	1
		4-Oct-24		1	1
		7-Oct-24		1	1
		8-Oct-24		1	1
		9-Oct-24		1	1
		10-Oct-24		1	1
		11-Oct-24		1	1
ANDERSON, JENN			6		6
	Sick with pay		6		6
		1-Oct-24	1		1
		3-Oct-24	1		1
		7-Oct-24	1		1
		9-Oct-24	1		1
		14-Oct-24	1		1
		18-Oct-24	1		1
BOBERA - MCCARTHY, SARA			2	4	6
	Sick with pay		2	4	6
		26-Aug-24	1		1
		27-Aug-24		1	1
		28-Aug-24		1	1
		29-Aug-24		1	1
		30-Aug-24		1	1
		5-Sep-24	1		1
MCCARTHY, SARAH			2	13	15
	Sick with pay		1	8	9
		2-Sep-24	1		1

Occurrences Summary

Last Firstname	Hours Type	Time Start Date	Occurrence	Continued	Total Days	
MCCARTHY, SARAH	Sick with pay	3-Sep-24		1	1	
		4-Sep-24		1	1	
		5-Sep-24		1	1	
		6-Sep-24		1	1	
		9-Sep-24		1	1	
		10-Sep-24		1	1	
		11-Sep-24		1	1	
		12-Sep-24		1	1	
	Sick pay cover		1	5	6	
		1-Aug-24	1		1	
		2-Aug-24		1	1	
		3-Aug-24		1	1	
		4-Aug-24		1	1	
		5-Aug-24		1	1	
		6-Aug-24		1	1	
Total Days			12	32	44	

Occurrences Summary

Dept/Group	(All)
Department Desc	(All)
Position	(All)
Active Case	(All)

Count of days		Continued		
Last Firstname	Hours Type	Occurrence	Continued	Total Days
MCCARTHY, SARAH		2	13	15
	Sick with pay	1	8	9
	Sick pay cover	1	5	6
ANGER, SANDRA L		5		5
	Sick with pay	5		5
ABRAHAMS, PETER J		4	7	11
	Sick with pay	4	7	11
ANDERSON, BOB		1	8	9
	Sick with pay	1	8	9
ADAMS, GREGORY		1	7	8
	Sick with pay	1	7	8
ANDERSON, JENN		6		6
	Sick with pay	6		6
BOBERA - MCCARTHY, SARA		2	4	6
	Sick with pay	2	4	6
Total Days		21	39	60

Occurrences Summary

Dept/Group (All)

Position (All)

Active Case (All)

Count of days				Continued		
Department Desc	Last Firstname	Hours Type	Time Start Date	Occurrence	Continued	Total Days
Administration				15	28	43
ADAMS, GREGORY				1	7	8
		Sick with pay	1-Oct-24	1		1
			2-Oct-24		1	1
			3-Oct-24		1	1
			7-Oct-24		1	1
			8-Oct-24		1	1
			9-Oct-24		1	1
			10-Oct-24		1	1
			11-Oct-24		1	1
ANDERSON, BOB				1	8	9
		Sick with pay	1-Oct-24	1		1
			2-Oct-24		1	1
			3-Oct-24		1	1
			4-Oct-24		1	1
			7-Oct-24		1	1
			8-Oct-24		1	1
			9-Oct-24		1	1
			10-Oct-24		1	1
			11-Oct-24		1	1
ANDERSON, JENN				6		6
		Sick with pay	1-Oct-24	1		1
			3-Oct-24	1		1
			7-Oct-24	1		1
			9-Oct-24	1		1
			14-Oct-24	1		1
			18-Oct-24	1		1
ANGER, SANDRA L				5		5

Occurrences Summary

Department Desc	Last Firstname	Hours Type	Time Start Date	Occurrence	Continued	Total Days	
Administration	ANGER, SANDRA L	Sick with pay	1-Oct-24	1		1	
			7-Oct-24	1		1	
			11-Oct-24	1		1	
			14-Oct-24	1		1	
			18-Oct-24	1		1	
	MCCARTHY, SARAH			2	13	15	
		Sick with pay	2-Sep-24	1		1	
			3-Sep-24		1	1	
			4-Sep-24		1	1	
			5-Sep-24		1	1	
			6-Sep-24		1	1	
			9-Sep-24		1	1	
			10-Sep-24		1	1	
			11-Sep-24		1	1	
			12-Sep-24		1	1	
			Sick pay cover	1-Aug-24	1		1
				2-Aug-24		1	1
				3-Aug-24		1	1
				4-Aug-24		1	1
				5-Aug-24		1	1
				6-Aug-24		1	1
Fairmont PS - EA			4	7	11		
ABRAHAMS, PETER J			4	7	11		
	Sick with pay	2-Sep-24	1		1		
		3-Sep-24		1	1		
		4-Sep-24		1	1		
		17-Sep-24	1		1		
		18-Sep-24		1	1		
		19-Sep-24		1	1		
		23-Sep-24		1	1		
		24-Sep-24		1	1		
		1-Oct-24	1		1		
		2-Oct-24		1	1		

Occurrences Summary

Department Desc	Last Firstname	Hours Type	Time Start Date	Occurrence	Continued	Total Days
Fairmont PS - EA	ABRAHAMS, PETER J	Sick with pay	7-Oct-24	1		1
Finance Department				2	4	6
BOBERA - MCCARTHY, SARA				2	4	6
Sick with pay			26-Aug-24	1		1
			27-Aug-24		1	1
			28-Aug-24		1	1
			29-Aug-24		1	1
			30-Aug-24		1	1
			5-Sep-24	1		1
Total Days				21	39	60

Occurrences Summary

Active Case (All)

Count of days				Continued		
Dept/Group	Department Desc	Last Firstname	Hours Type	Occurrence	Continued	Total Days
ADMIN				15	28	43
	Administration	ADAMS, GREGORY	Sick with pay	1	7	8
		ANDERSON, BOB	Sick with pay	1	8	9
		ANDERSON, JENN	Sick with pay	6		6
		ANGER, SANDRA L	Sick with pay	5		5
		MCCARTHY, SARAH	Sick with pay	1	8	9
			Sick pay cover	1	5	6
FAIR124				4	7	11
	Fairmont PS - EA	ABRAHAMS, PETER J	Sick with pay	4	7	11
FINANCE				2	4	6
	Finance Department	BOBERA - MCCARTHY, Sick with pay		2	4	6
Total Days				21	39	60

Occurrences Summary

Position	(All)
Dept/Group	(All)
Union	(All)

Count of Days		Column Labels		
Row Labels	Hours Type	Occurrence	Continued	Total Days
40-49		7	7	14
	Sick with pay	7	7	14
50-59		8	21	29
	Sick with pay	7	16	23
	Sick pay cover	1	5	6
60-69		6	11	17
	Sick with pay	6	11	17
Total Days		21	39	60