

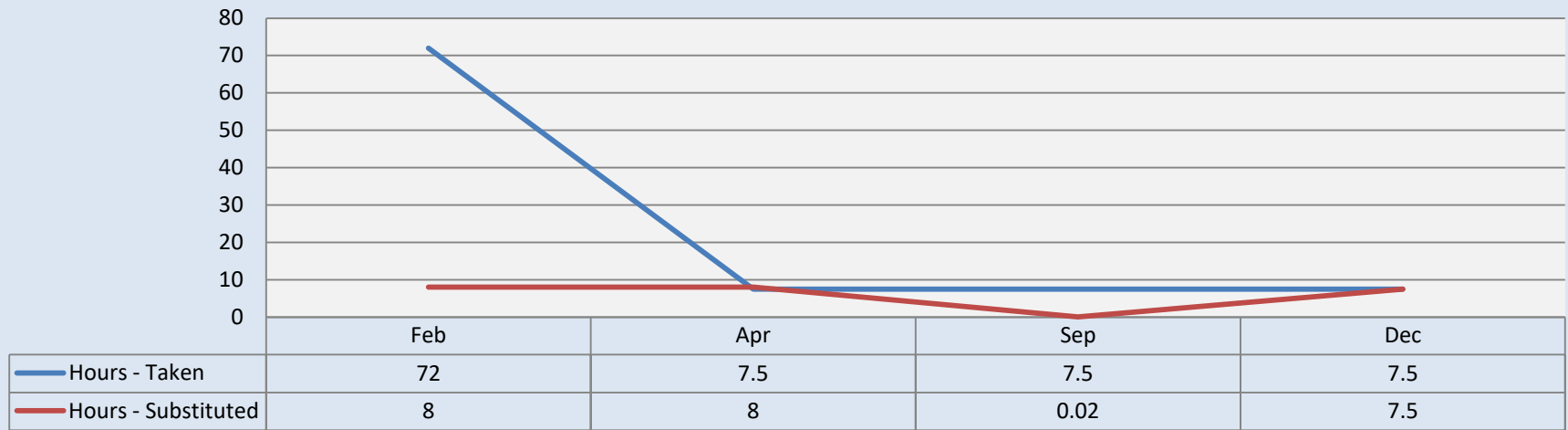
# Substitute Hours

Range:

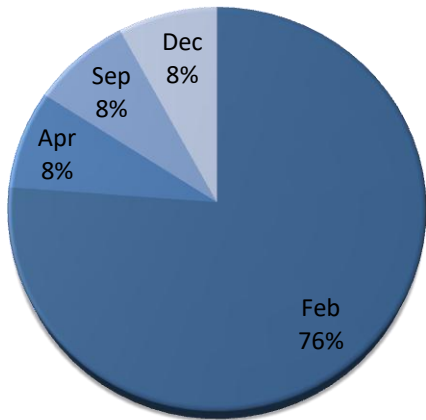
3-Dec-08

3-Feb-15

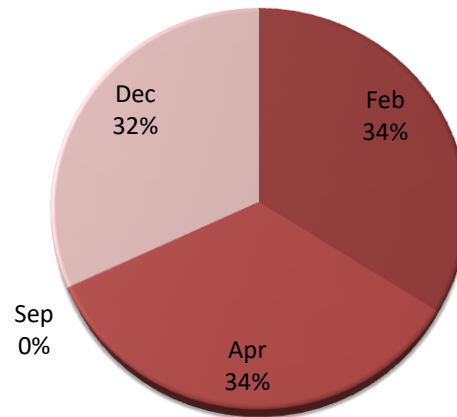
Hours Taken vs. Hours of Substitution



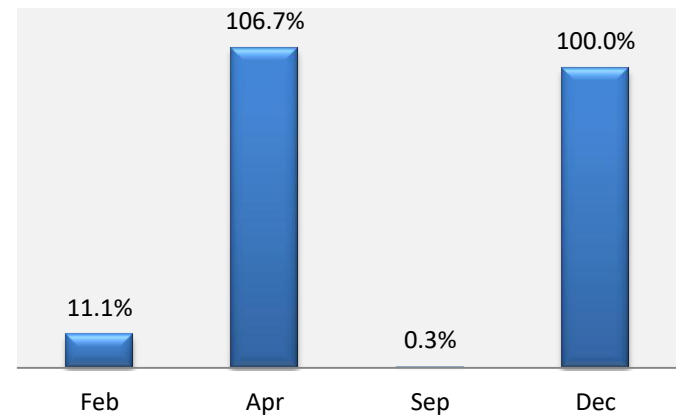
Percentage of Hours Taken by Month



Percentage of Substitution Hours Worked by Month



Percentage of Hours Taken Covered by Substitute



## Substitute Hours

**Range:**

3-Dec-08

3-Feb-15

Time Start Date	Dept/Group	Values	
		Hours - Taken	Hours - Substituted
<b>Feb</b>	Employee Health	24	0
	Contractors	48	8
<b>Feb Total</b>		<b>72</b>	<b>8</b>
<b>Apr</b>	Employee Health	7.5	8
<b>Apr Total</b>		<b>7.5</b>	<b>8</b>
<b>Sep</b>	VOLUNTEER	7.5	0.02
<b>Sep Total</b>		<b>7.5</b>	<b>0.02</b>
<b>Dec</b>	Sandy's Department	7.5	7.5
<b>Dec Total</b>		<b>7.5</b>	<b>7.5</b>
<b>Grand Total</b>		<b>94.5</b>	<b>23.52</b>

## Substitute Hours

### Time off and Substitute Hours

Range:

3-Dec-08

3-Feb-15

Last Firstname	Time Start Date	Hours Type	Day of Week	Substitute 1 Name	Values	
					Hours Taken	Hours Subbed
ABBOTT, PAULETTE	Feb	Sandy's Time Entry	Tuesday	BLACK, SARA	24	0
		Sick with pay	Sunday	SUBSTITUTE, IMA	48	8
	Apr	Lateness paid	Thursday	BLACK, SARA	7.5	8
	Sep	Sick with pay	Tuesday	COTE, FRAN	7.5	0.02
	Dec	Sick no pay	Wednesday	BEARD, ARNOLD	7.5	7.5
ABBOTT, PAULETTE Total					94.5	23.52
Grand Total					94.5	23.52

## Substitute Hours

### Detail Report - by Substitute

#### Range:

3-Dec-08

3-Feb-15

Name of Substitute	Subbed for:	Dept/Group	Time Start Date	Hours - Substituted
BEARD, ARNOLD	ABBOTT, PAULETTE	Sandy's Department	Dec	7.5
BEARD, ARNOLD Total				7.5
BLACK, SARA	ABBOTT, PAULETTE	Employee Health	Feb	0
			Apr	8
BLACK, SARA Total				8
COTE, FRAN	ABBOTT, PAULETTE	VOLUNTEER	Sep	0.02
COTE, FRAN Total				0.02
SUBSTITUTE, IMA	ABBOTT, PAULETTE	Contractors	Feb	8
SUBSTITUTE, IMA Total				8
Grand Total				23.52