

Phases Report

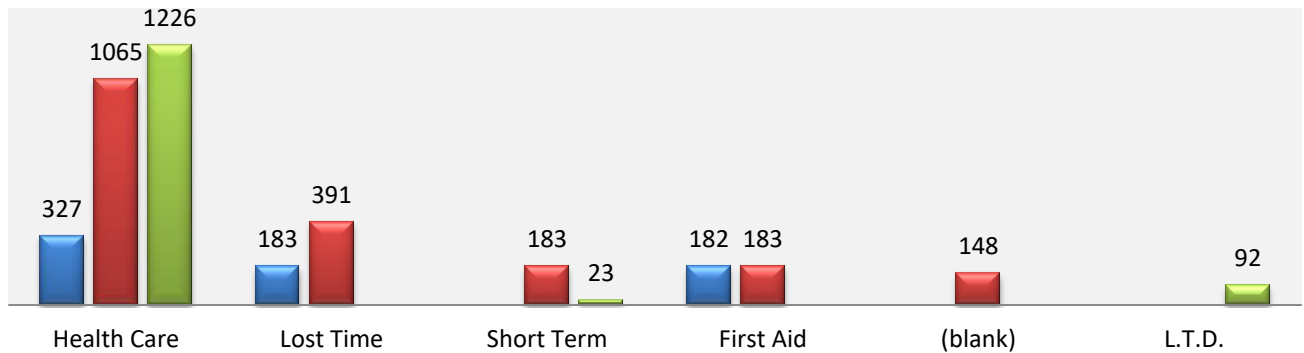
Range

4-Jan-16

26-Mar-19

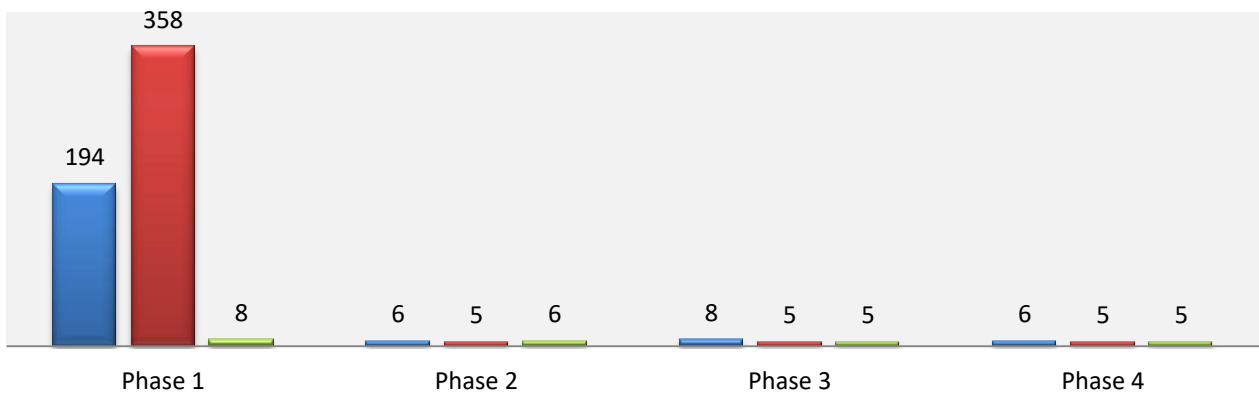
Average # of Days in a Program

Occupational (blank) Non-occupational



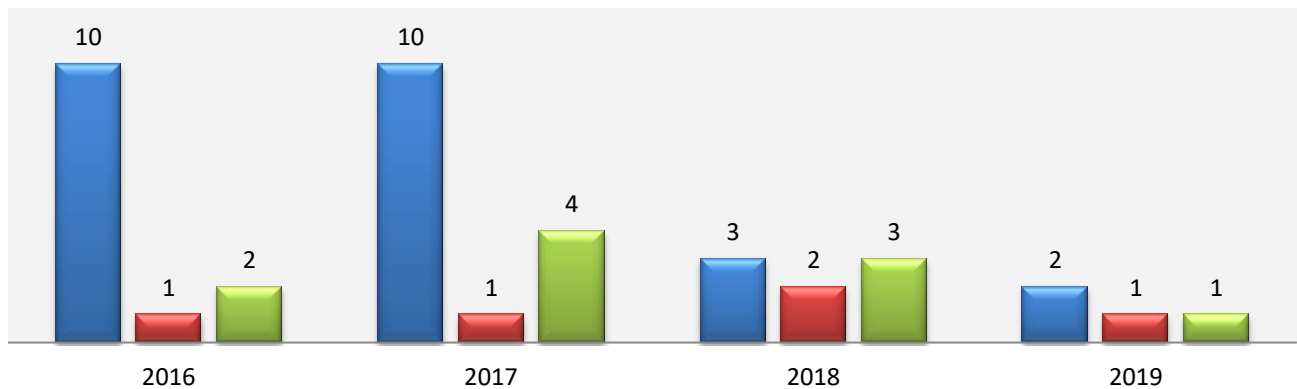
Average # of Days in a Phases

Occupational (blank) Non-occupational

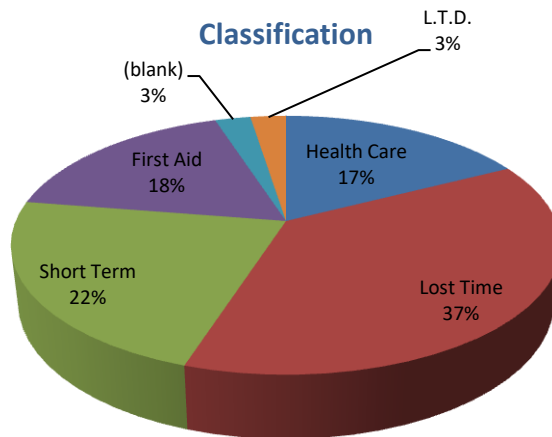
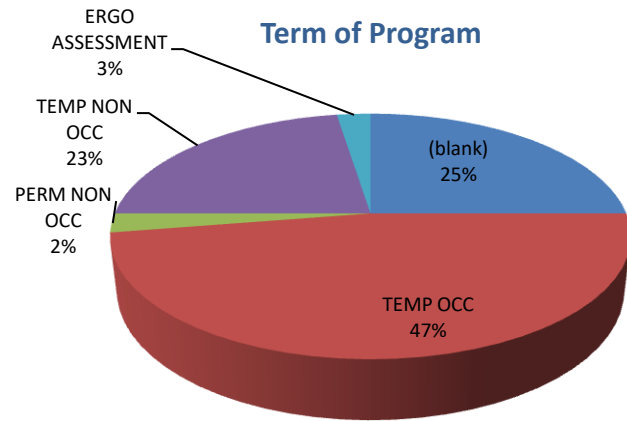
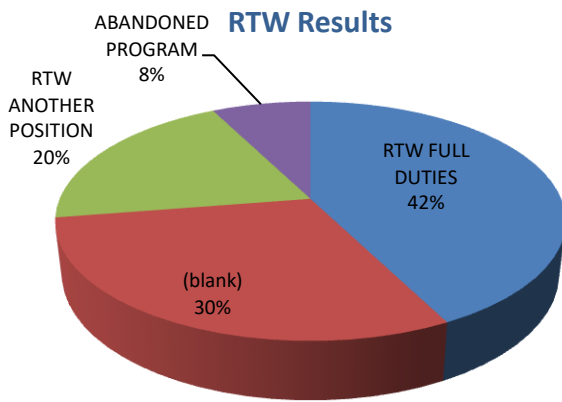


RTW Programs Started by Year

Occupational (blank) Non-occupational



Phases Report



Phases Report

Departmental Averages in Phase

Program Start date	(All)
Union	(All)
Position	(All)

						Values				
Dept/Group	Name	Projected Completion Date	Actual Completion Date	Expected Duration	Actual Duration	Average of No of days on Entire Program	Average of No of days in Phase 1	Average of No of days in Phase 2	Average of No of days in Phase 3	Average of No of days in Phase 4
Fairmont PS - Nursing						1226	5	5	5	5
Warehouse						369	764	5	5	5
Operator						62	12	12	12	12
Administration						1170	1170			
Finance						26	5	5	12	
Fairmont PS - Custodial						95	5	5	7	6
Logistics						370	358	5	5	5
Maintenance						57	31	6	6	4
Fairmont PS - EA						451	5	5	5	
Fairmont PS - VP						42	6	6	6	6
Plant						266	106	5	5	5
Fairmont PS - Teacher						65	5	5	5	5
Employee Health						18	10	7	8	5
Grand Total						219	155	6	7	5

Phases Report

Days in Phase

Dept/Group	(All)
Union	(All)

					Values				
Name	Type	Classification	Projected Completion Date	Actual Completion Date	Days in Phase 1	Days in Phase 2	Days in Phase 3	Days in Phase 4	Total Days in Program
BOYNTON, NORMA	Non-occupational	Health Care			5	5	5	5	1226
HOPE, ROBERT	Occupational	Lost Time	4-Mar-16	11-Feb-16	1212				4
		First Aid	29-Jan-16	29-Jan-16	5	5	5	5	26
GREEN, GERALD	Occupational	Health Care	26-Feb-16	26-Feb-16	12	12	12	12	54
KANE, MAE	Occupational	Lost Time			1170				1170
BROOK, SHARON	Occupational	Lost Time	25-Mar-16	25-Mar-16	5	5	12		26
ABRAHAM, PETER	Occupational	Lost Time	25-May-16	10-Jun-16	7	7	7	7	44
			11-Aug-17	11-Aug-17	5	5	5	5	26
			30-Mar-18	30-Mar-18	5	5	5	5	29
		First Aid	21-Oct-16	2-Dec-16	5	5			52
		Lost Time	24-Aug-18	24-Aug-18	5	5	5	5	391
HATHAWAY, HERB		Health Care			1065				1065
GORDON, BRENDA	Occupational	Lost Time	28-Jul-17	18-Jul-17	5	5	5	5	16
	Non-occupational	Short Term	22-Jul-16	22-Jul-16	5	5	5	5	30
HANNER, FRANCIS	Occupational	Lost Time			1076				1076
ANDERSON, ROBERT	Occupational	Lost Time	17-Jun-16	17-Jun-16	5	5	15		26
CREEN, MARG	Occupational	First Aid	6-Jan-17	6-Jan-17	86				86
ANDERSON, JENNIFER	Occupational	Health Care							882
	Non-occupational	Short Term	24-Feb-17	24-Feb-17	5	5	5		19
ANDERSON, ALMA	Occupational	Lost Time	17-Nov-17	17-Nov-17					47
		First Aid	4-Sep-18	28-Sep-18	7	7	7	7	52
	Non-occupational	Short Term	3-Feb-17	3-Feb-17	5	5	5	5	26

Phases Report

Name	Type	Classification	Projected Completion Date	Actual Completion Date	Days in Phase 1	Days in Phase 2	Days in Phase 3	Days in Phase 4	Total Days in Program
BOYD, RICHARD	Occupational	First Aid			1				869
		First Aid							183
ARNETT, CLAIRA	Non-occupational	Short Term	26-May-17	16-May-17	5	5			16
DICKERSON, JANICE	Occupational	Lost Time	1-Sep-17	1-Sep-17	7	7	7	3	24
BLACK, SARA	Occupational	Lost Time	29-Sep-17	29-Sep-17	13	4	11	5	25
			13-Apr-18	13-Apr-18	5	5	5	5	26
	Non-occupational	Short Term	17-Nov-17	26-Oct-17	12	12			4
DIPPER, BRAD	Occupational	Lost Time	27-Oct-17	27-Oct-17	5	5	5	5	26
	Non-occupational	Short Term	23-Nov-18	30-Nov-18	5	5	5	5	33
ADAMS, GREG	Occupational	Health Care			617				617
			3-Nov-17	13-Oct-17	5	5	5	5	12
		First Aid	11-Jan-19	13-Jan-19	3				5
	Non-occupational	Short Term	2-Feb-18	2-Feb-18	5	5	5	5	26
SMITH, VERN	Non-occupational	Short Term	26-Oct-18	26-Oct-18	26				26
AFFRAID, BERT		Short Term							183
YUOR, DEXTER					5				148
GORDON, SHAWN	Non-occupational	L.T.D.	29-Mar-19		5	5	5	5	92
CLARKE, ANTHONY	Occupational	Health Care	29-Mar-19						70
Grand Total					5414	144	146	104	8758