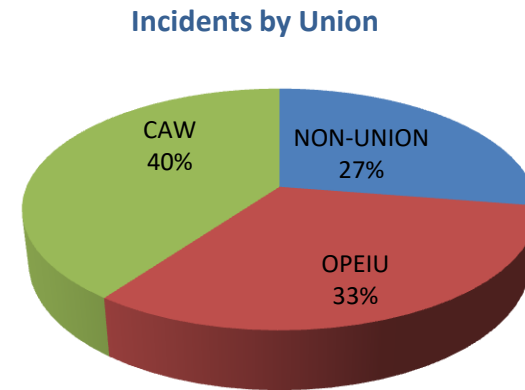
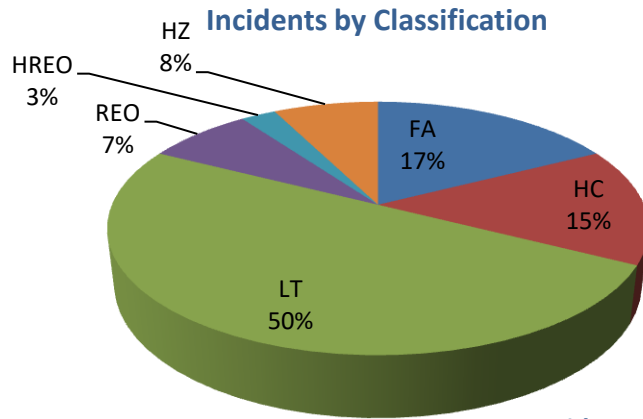


## Incident Totals

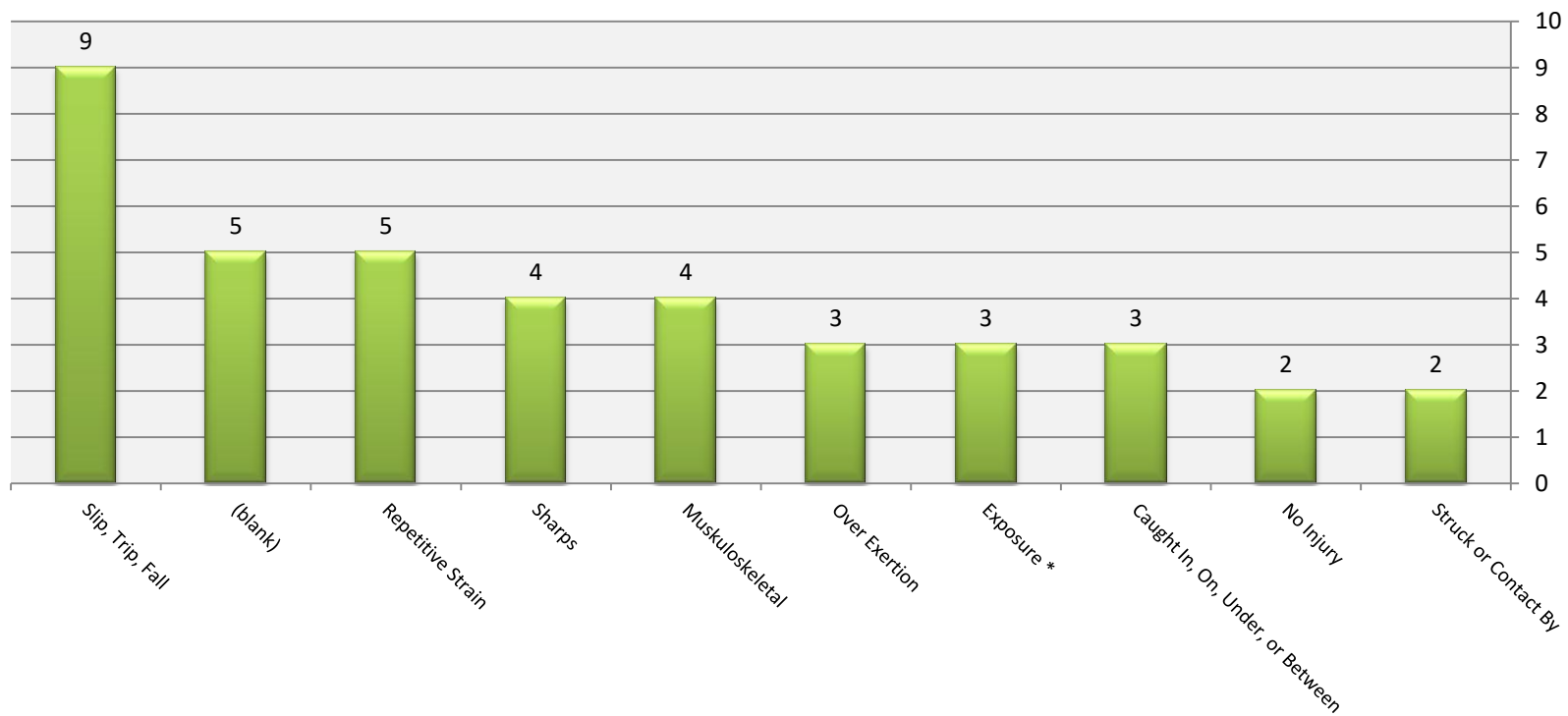
### Range:

Jan-16

Jan-19

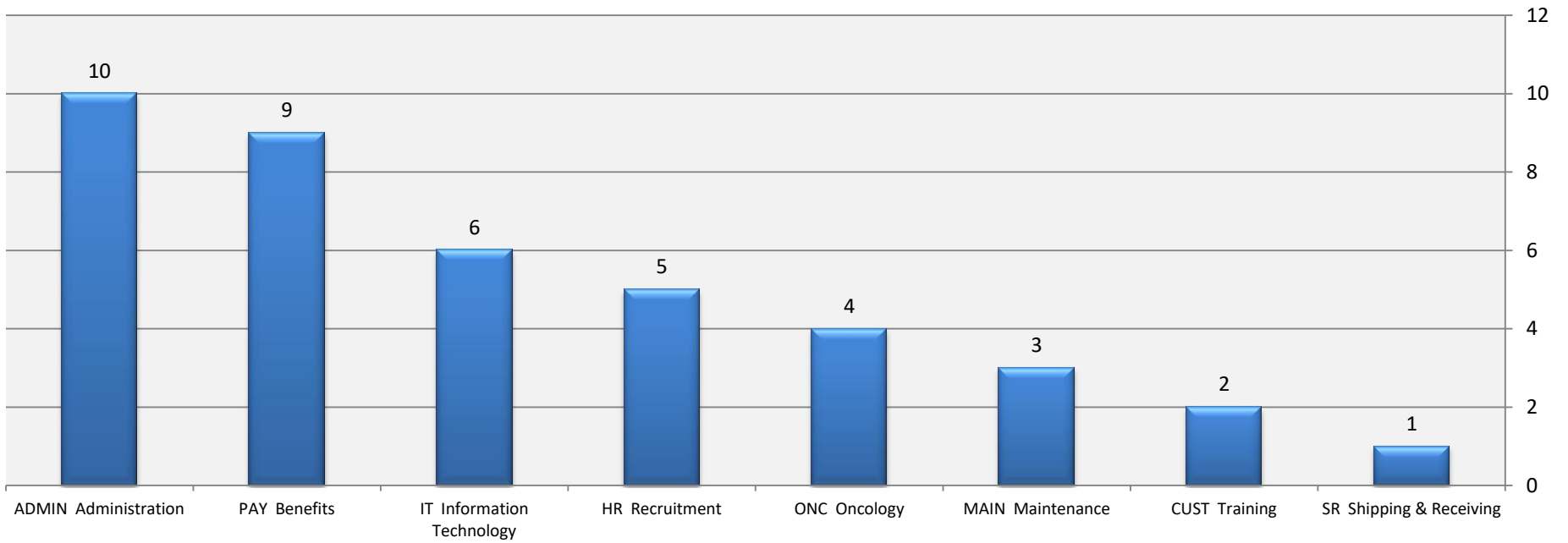


**Incidents by Type for Date Range**



# Incident Totals

Incident Statistics - by Top 10 Dept/Group for Date Range



## Incident Totals

### By Type

#### Range

Jan-16

Jan-19

Year End	(All)
Inc Date	(All)
Status Desc	(All)
Union	(All)

Count	Class						Grand
Incident Type	FA	HC	LT	REO	HZ	HREO	Total
Over Exertion		2	1				3
(blank)			4	1			5
No Injury			1		1		2
Slip, Trip, Fall	2		6	1			9
Repetitive Strain		1	3	1			5
Caught In, On, Under, or Between		1	2				3
Muskuloskeletal	1	2	1				4
Exposure *			2		1		3
Sharps	3					1	4
Struck or Contact By	1				1		2
<b>Grand Total</b>	<b>7</b>	<b>6</b>	<b>20</b>	<b>3</b>	<b>3</b>	<b>1</b>	<b>40</b>

## Incident Totals

### By Year

#### Range

Jan-16

Jan-19

Inc Date (All)

Status Desc (All)

Counts		Year End				Grand Total
Inc Type Desc	Classification	2016	2017	2018	2019	
<b>Slip, Trip, Fall</b>		<b>6</b>		<b>3</b>		<b>9</b>
	FA	2				2
	HC					
	LT	4		2		6
	REO			1		1
	HZ					
	HREO					
<b>(blank)</b>		<b>1</b>	<b>1</b>		<b>3</b>	<b>5</b>
	FA					
	HC					
	LT		1		3	4
	REO	1				1
	HZ					
	HREO					
<b>Repetitive Strain</b>		<b>4</b>		<b>1</b>		<b>5</b>
	FA					
	HC	1				1
	LT	2		1		3
	REO	1				1
	HZ					
	HREO					
<b>Sharps</b>		<b>3</b>		<b>1</b>		<b>4</b>
	FA	3				3
	HC					
	LT					
	REO					
	HZ					
	HREO			1		1
<b>Muskuloskeletal</b>		<b>3</b>	<b>1</b>			<b>4</b>
	FA	1				1
	HC	1	1			2
	LT	1				1
	REO					
	HZ					
	HREO					

## Incident Totals

Inc Type Desc	Classification	2016	2017	2018	2019	Grand Total
<b>Caught In, On, Under, or Between</b>		<b>2</b>		<b>1</b>		<b>3</b>
	FA					
	HC	1				1
	LT	1		1		2
	REO					
	HZ					
	HREO					
<b>Over Exertion</b>		<b>2</b>	<b>1</b>			<b>3</b>
	FA					
	HC	2				2
	LT		1			1
	REO					
	HZ					
	HREO					
<b>Exposure *</b>		<b>2</b>		<b>1</b>		<b>3</b>
	FA					
	HC					
	LT	1		1		2
	REO					
	HZ	1				1
	HREO					
<b>Struck or Contact By</b>		<b>1</b>		<b>1</b>		<b>2</b>
	FA			1		1
	HC					
	LT					
	REO					
	HZ	1				1
	HREO					
<b>No Injury</b>		<b>1</b>		<b>1</b>		<b>2</b>
	FA					
	HC					
	LT			1		1
	REO					
	HZ	1				1
	HREO					
<b>Grand Total</b>		<b>25</b>	<b>3</b>	<b>9</b>	<b>3</b>	<b>40</b>

## Incident Totals

### By Year

#### Range

Jan-16

Jan-19

Inc Date	(All)
Status Desc	(All)
Union	(All)

Counts		Year End				
Classification	Inc Type Desc	2016	2017	2018	2019	Grand Total
<b>FA</b>		<b>6</b>		<b>1</b>		<b>7</b>
	Sharps	3				3
	Slip, Trip, Fall	2				2
	Muskuloskeletal	1				1
	Struck or Contact By			1		1
	Exposure *					
	(blank)					
	No Injury					
	Caught In, On, Under, or Between					
	Over Exertion					
	Repetitive Strain					
<b>HC</b>		<b>5</b>	<b>1</b>			<b>6</b>
	Muskuloskeletal	1	1			2
	Over Exertion	2				2
	Caught In, On, Under, or Between	1				1
	Repetitive Strain	1				1
	Exposure *					
	Struck or Contact By					
	Sharps					
	No Injury					
	(blank)					
	Slip, Trip, Fall					
<b>LT</b>		<b>9</b>	<b>2</b>	<b>6</b>	<b>3</b>	<b>20</b>
	Slip, Trip, Fall	4		2		6
	(blank)		1		3	4
	Repetitive Strain	2		1		3
	Caught In, On, Under, or Between	1		1		2
	Exposure *	1		1		2
	No Injury			1		1
	Over Exertion		1			1
	Muskuloskeletal	1				1
	Struck or Contact By					
	Sharps					
<b>REO</b>		<b>2</b>		<b>1</b>		<b>3</b>

## Incident Totals

Classification	Inc Type Desc	2016	2017	2018	2019	Grand Total
REO	(blank)	1				1
	Slip, Trip, Fall			1		1
	Repetitive Strain	1				1
	No Injury					
	Sharps					
	Exposure *					
	Over Exertion					
	Struck or Contact By					
	Caught In, On, Under, or Between					
	Muskuloskeletal					
<b>HZ</b>		<b>3</b>				<b>3</b>
	Exposure *	1				1
	Struck or Contact By	1				1
	No Injury	1				1
	(blank)					
	Caught In, On, Under, or Between					
	Muskuloskeletal					
	Sharps					
	Slip, Trip, Fall					
	Over Exertion					
	Repetitive Strain					
<b>HREO</b>				<b>1</b>		<b>1</b>
	Sharps			1		1
	Struck or Contact By					
	Muskuloskeletal					
	Caught In, On, Under, or Between					
	No Injury					
	(blank)					
	Exposure *					
	Slip, Trip, Fall					
	Over Exertion					
	Repetitive Strain					
<b>Grand Total</b>		<b>25</b>	<b>3</b>	<b>9</b>	<b>3</b>	<b>40</b>

## Incident Totals

### By Type

#### Range

Jan-16

Jan-19

Year End	(All)
Inc Date	(All)
Status Desc	(All)
Classification	(All)
Union	(All)

Count	Type									
	Over Exertion	(blank)	No Injury	Slip, Trip, Fall	Repetitive Strain	Caught In, On, Under, or	Musculoskeletal	Exposure *	Sharps	Struck or Contact By
Dept/Group										
ADMIN Administration		2		3		2	1	1	1	
PAY Benefits	2			1	3		1		2	
IT Information Technology		3	1					1	1	
HR Recruitment				2			1	1		1
ONC Oncology				2		1	1			
MAIN Maintenance					2					1
CUST Training	1			1						
SR Shipping & Receiving			1							
<b>Grand Total</b>	<b>3</b>	<b>5</b>	<b>2</b>	<b>9</b>	<b>5</b>	<b>3</b>	<b>4</b>	<b>3</b>	<b>4</b>	<b>2</b>



## Incident Totals

### By Classification

#### Range

Jan-16

Jan-19

Year End	(All)
Inc Date	(All)
Inc Type Desc	(All)
Status Desc	(All)
Union	(All)

Count of Inc Date	Classification						
Dept/Group	FA	HC	LT	REO	HZ	HREO	Grand Total
ADMIN Administration	3	1	5	1			10
PAY Benefits	2	2	3	1		1	9
IT Information Technology	1		4		1		6
HR Recruitment		1	2		2		5
ONC Oncology		1	2	1			4
MAIN Maintenance	1		2				3
CUST Training		1	1				2
SR Shipping & Receiving			1				1
<b>Grand Total</b>	<b>7</b>	<b>6</b>	<b>20</b>	<b>3</b>	<b>3</b>	<b>1</b>	<b>40</b>