

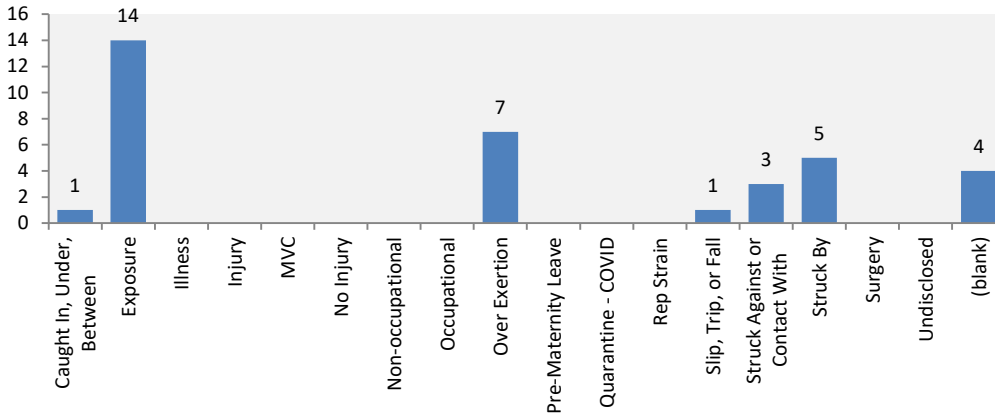
Activity Dashboard

Incident Reporting

Incident data does not include hazards/near miss or REOs (unless indicated)

2020

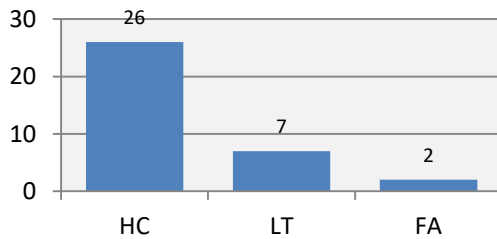
Incident Types - Current Year



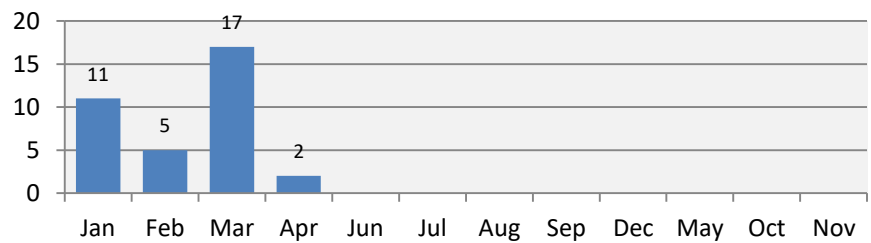
Total Incidents for: 2020

35

Incidents by Class - Current Year

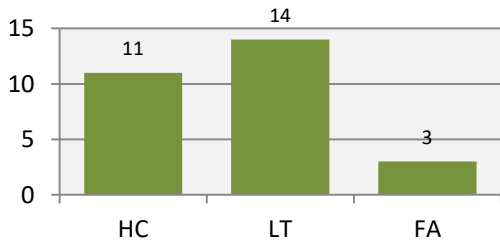


Total Incidents by Month - Current Year

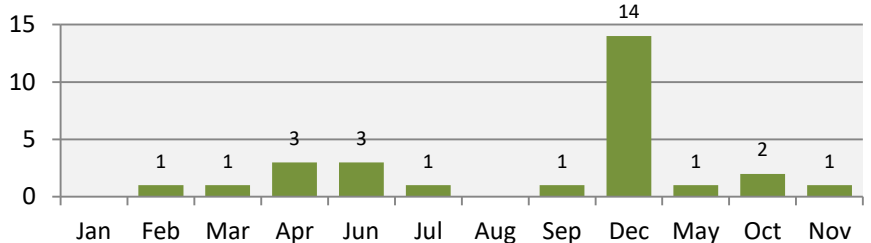


2019

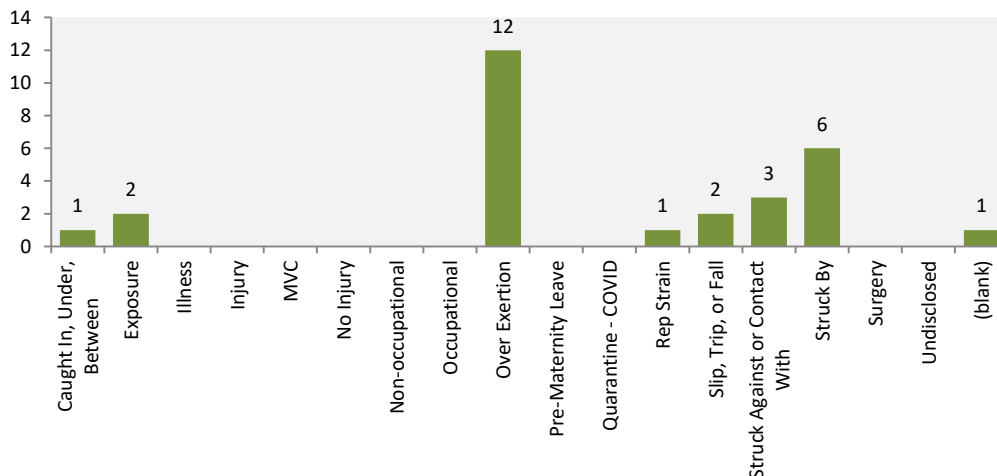
Incidents by Class - Previous Year



Total Incidents by Month - Previous Year



Incident Types - Previous Year



Total Incidents for: 2019

28

Activity Dashboard

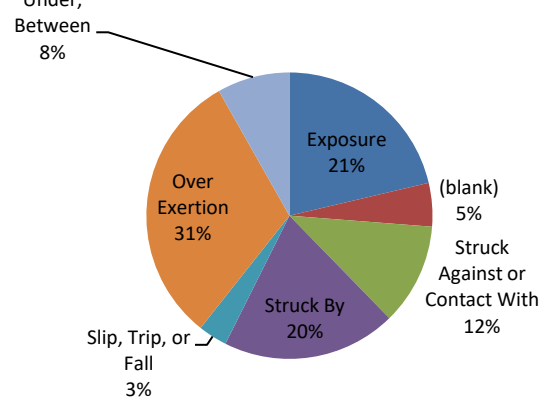
Occupational Claim Statistics

*Based on claims that began in date range.

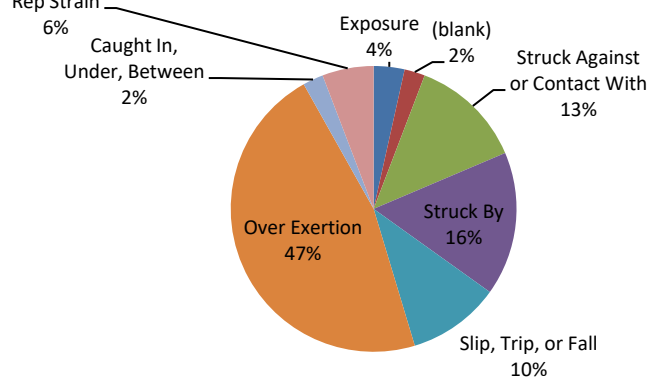
Includes Reos

Active Health Care Claims*		Active Lost Time Claims*			
17		15			
Approved	0	Approved	4	Currently off work	5
Pending	17	Pending	8		

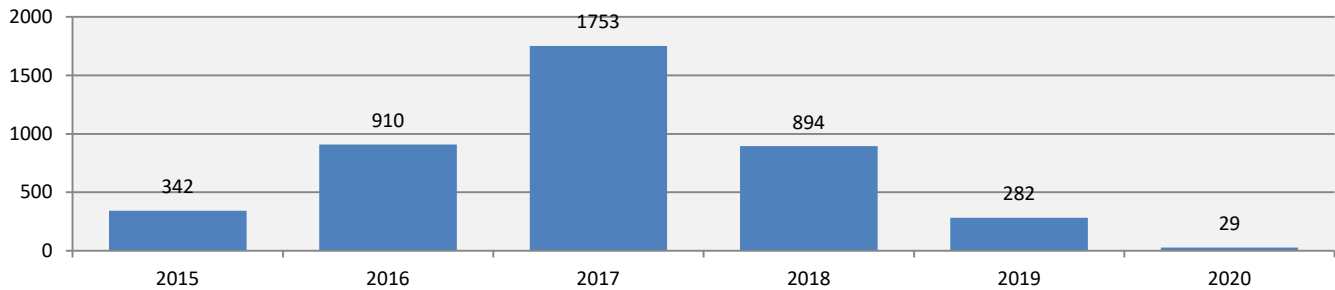
Health Care Claim Types - All Time



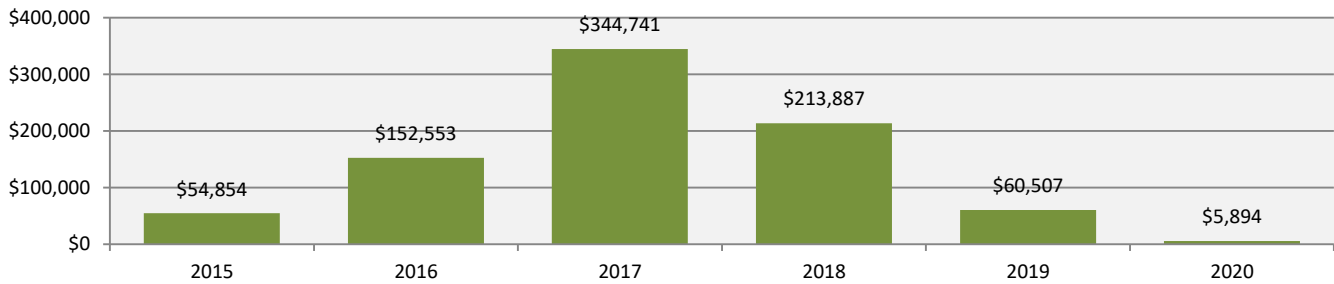
Lost Time Claim Types - All time



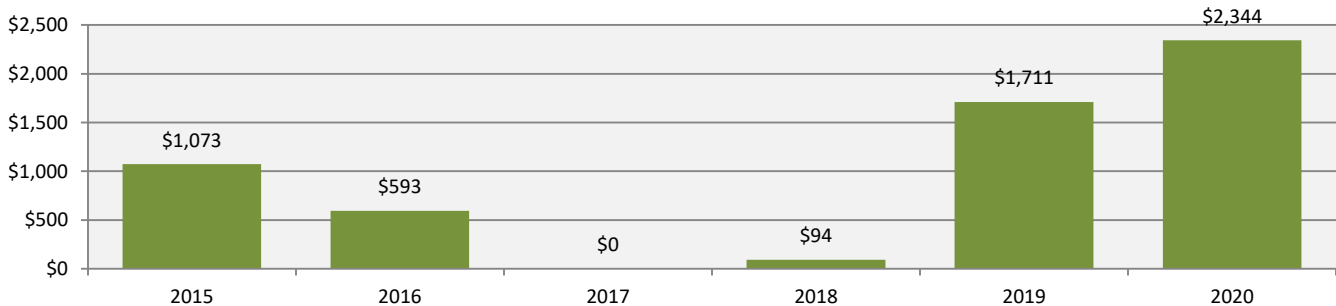
Lost Time Days



Lost Time Claim Costs



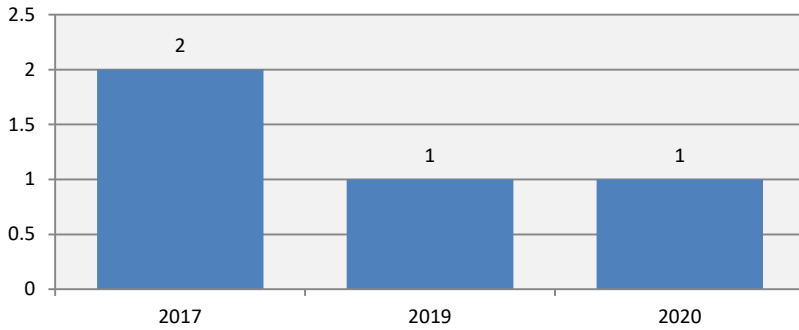
Health Care Claim Costs



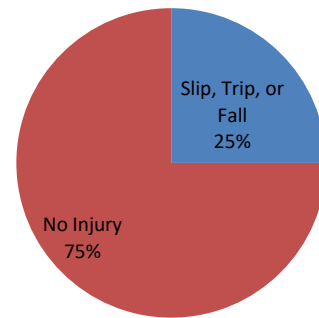
Activity Dashboard

Safety

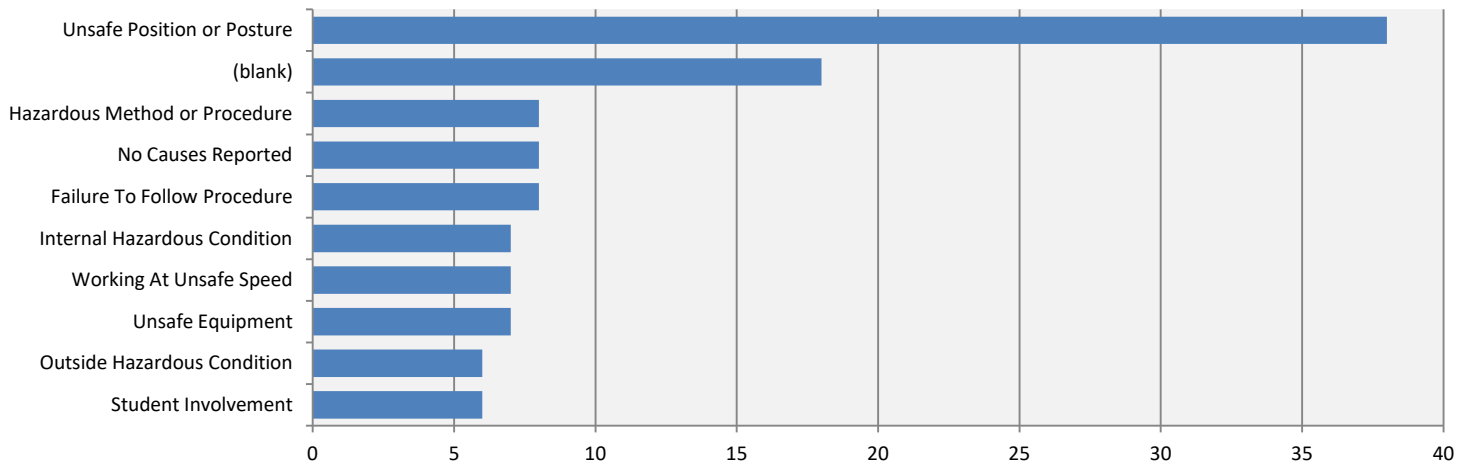
Hazard/Near Miss Reported by Year



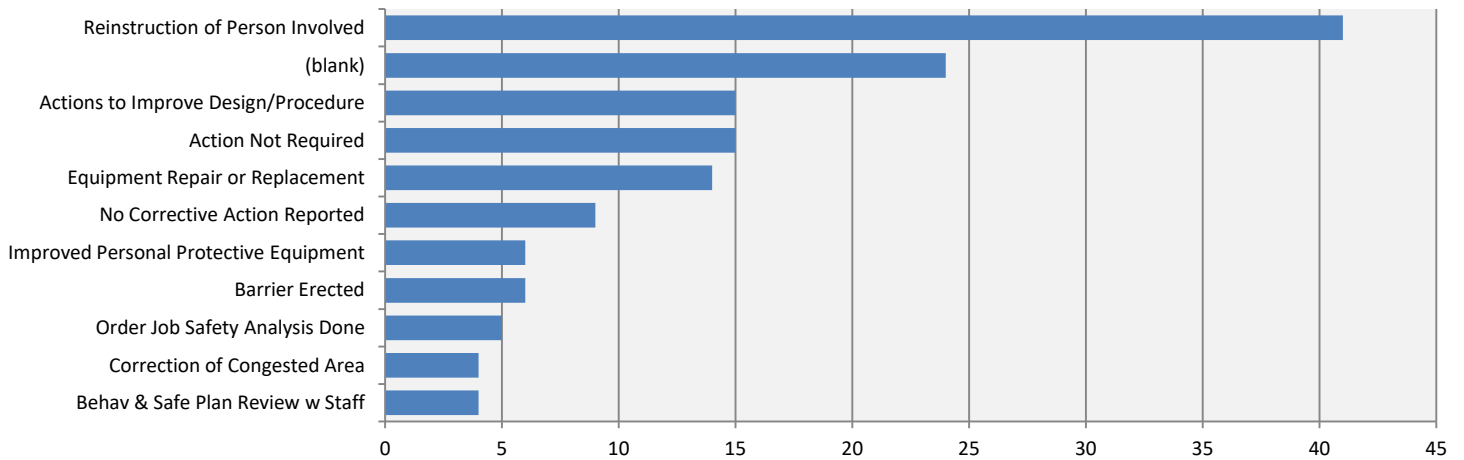
Inc Types for Hazard/Near Miss



Top Incident Causes to Date



Top Incident Corrective Actions to Date



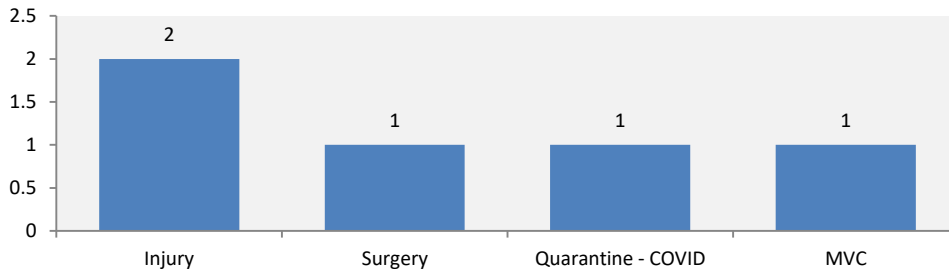
Activity Dashboard

Disability Management

Disability data does not include REOs

2020

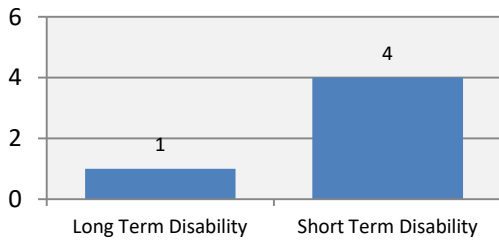
Claim Reasons - Current Year



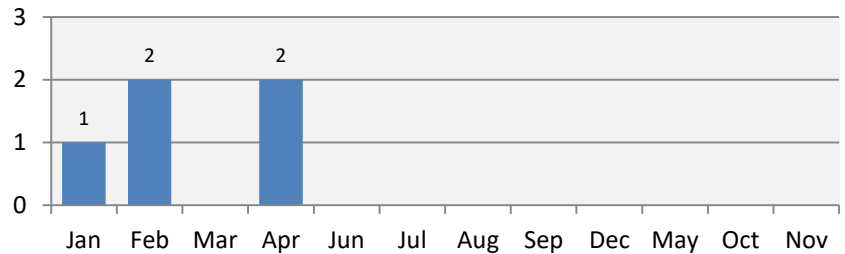
Total Claims for: 2020

5

Claims by Type - Current Year

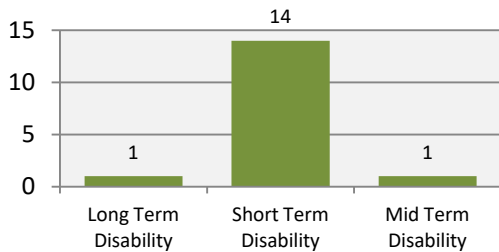


Total Claims by Month - Current Year

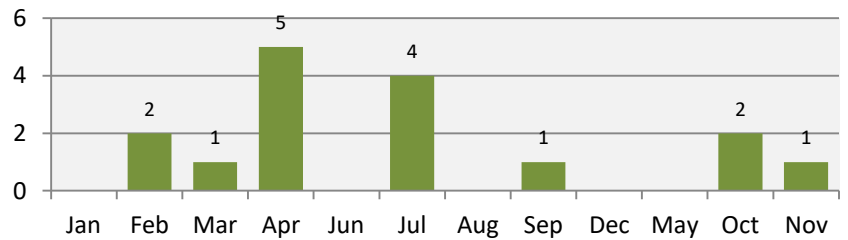


2019

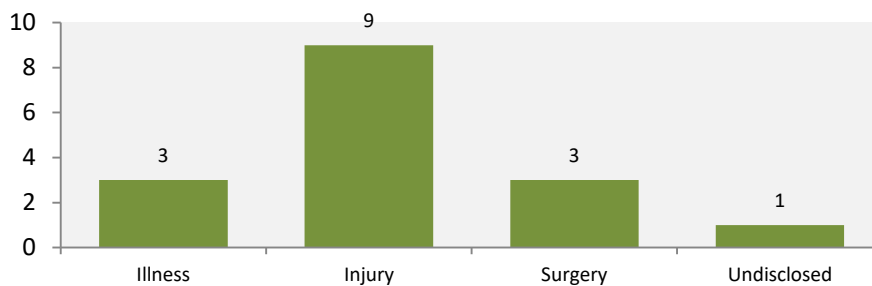
Claims by Type - Previous Year



Total Claims by Month - Previous Year



Claim Reasons - Previous Year



Total Claims for: 2019

16

Activity Dashboard

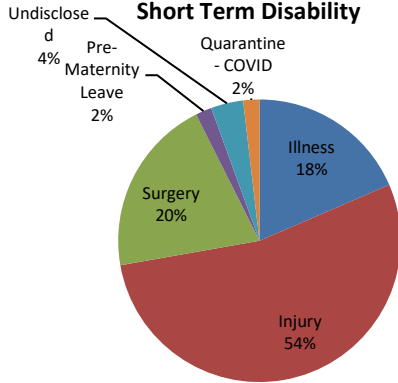
Non-Occupational Claim Statistics

Based on claims that began in date range.

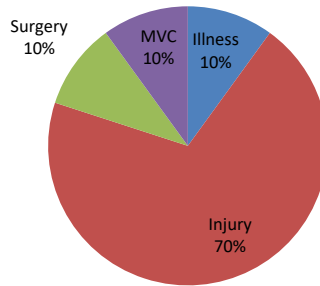
Disability data does not include REOs

Active Short Term Disability	16	Active Long Term Disability	2	Active Mid Term Disability	0
Approved	5	Approved	1	Approved	6
Pending	7	Pending	0	Pending	7

Short Term Disability

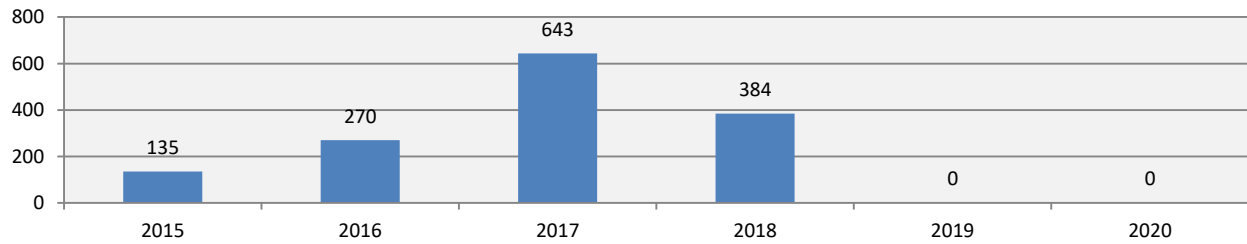


Long Term Disability

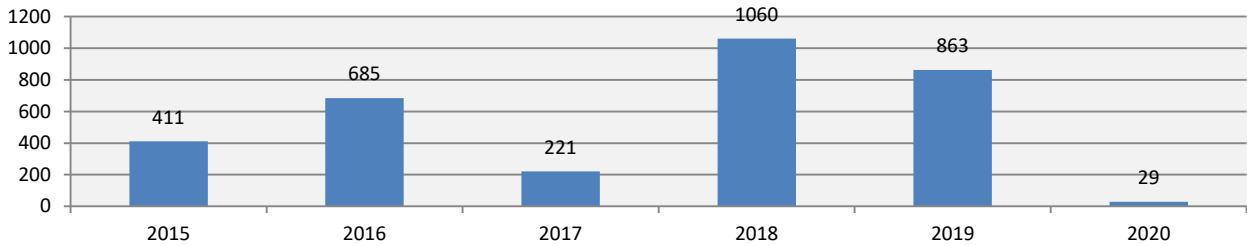


Mid Term Disability

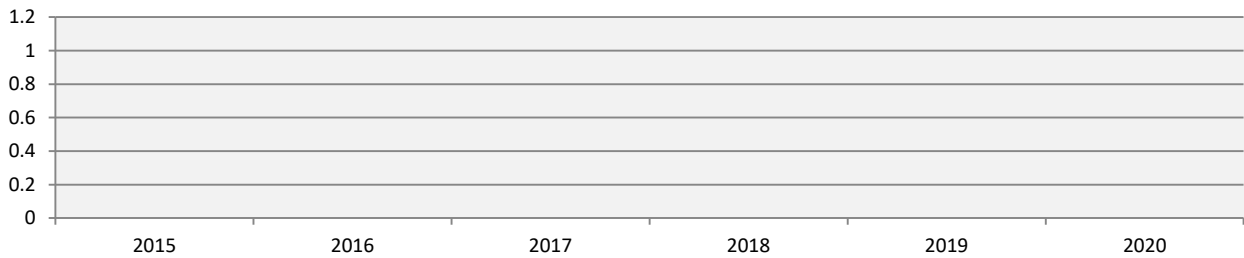
Days Lost - Long Term Disability



Days Lost - Short Term Disability



Days Lost - Mid Term Disability



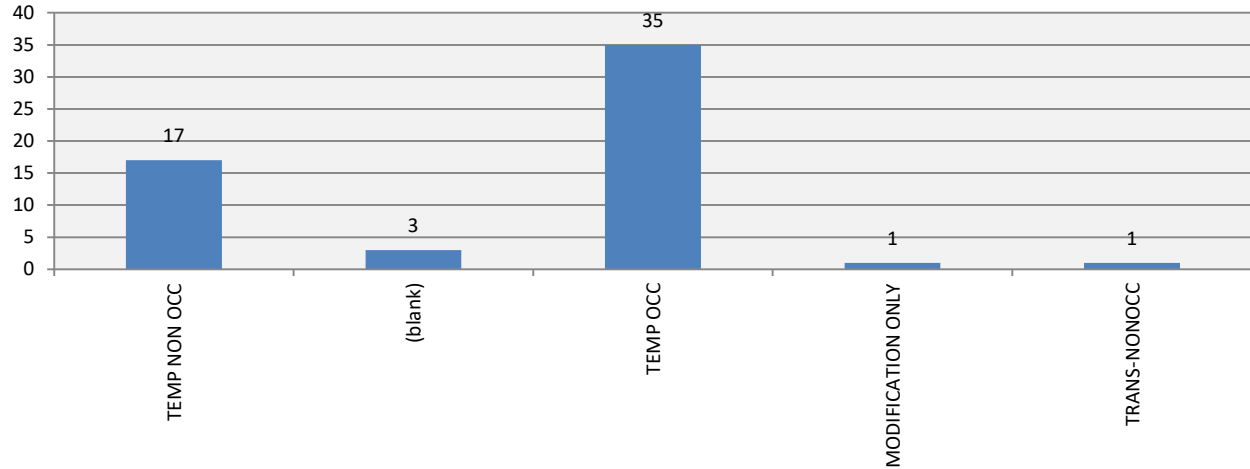
Activity Dashboard

Work Accommodation

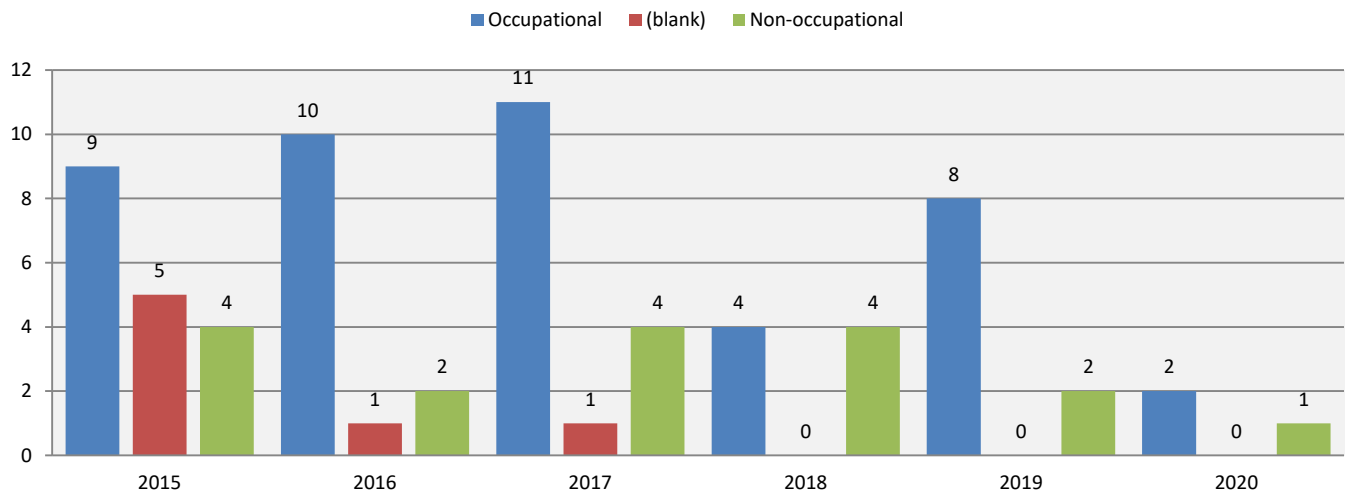
Active Programs

57

Active Work Accommodation Programs by Type



Work Accommodation Programs by Year and Source



Activity Dashboard

Active Claims/Programs by Department

Range:

13-May-10

22-Apr-20

Class (Multiple Items)

Close Indicator (blank)

Count	Module			
Dept/Group	Incident Reporting	Disability Management	Work Accommodation	Grand Total
FINANCE Finance	1	2	1	4
HEALTH Employee Health	1		5	6
HR Human Resources	2		1	3
IT Information Technology			2	2
PLANT Plant	7	3	9	19
WELD SHOP Welding Shop		2	1	3
L&L 2010 Logistics	4		1	5
MAINT Maintenance	2	4	8	14
56882 Fairmont PS - VP	1		3	4
ADMIN Admin	5	1	3	9
FAIR125 Fairmont PS - Custodial		2	4	6
FAIR124 Fairmont PS - EA	4	1	3	8
WAREHOUSE Warehouse		1	7	8
56883 Fairmont PS - Teacher	1		4	5
MN234 MN FOOD SERV	2		1	3
12349 Operator	1	1	1	3
WARDNW North West Wing	1		1	2
FAIR123 Fairmont PS - Nursing			1	1
8844-3 Tweedsmuire PS-Teacher	2			2
CONTRACT Contractors	1			1
VOLUNTEER VOLUNTEER		2	1	3
Grand Total	35	19	57	111

Activity Dashboard

Claim/Program History - by Employee for Range

Range:

13-May-10

22-Apr-20

Class	(All)
Close Indicator	(All)
Dept Group	(All)
Year End	(All)

Count Employee	Module			
	Incident Reporting	Disability Management	Work Accommodation	Grand Total
ABRAHAMS, PETER	17	5	7	29
ADAMS, GREG	5	4	4	13
AFFRAID, BERT	1	1	1	3
ANDERSON, ALMA	4	1	3	8
ANDERSON, JENNIFER	4	2	2	8
ANDERSON, ROBERT	3	1	1	5
ANGER, SANDRA	5	2	2	9
ARNETT, CLAIRA	3	2	3	8
BEARD, ARNOLD	3	1		4
BENSON, JOAN	4	2	2	8
BLACK, SARA	5	3	5	13
BOYD, RICHARD	5		2	7
BOYNTON, NORMA	1		2	3
BRACEBRIDGE, MARK	4	1	1	6
BRADFORD, GREGORY	1			1
BRADLEY, BILL			1	1
BRODIE, MARILYN	2		1	3
BROOK, SHARON	2	1	1	4
BROWN, JAMES	1			1
BROWN, JOAN	2			2
CLARKE, ANTHONY	3	1	2	6
CORBOTT, PAULINA	1			1
COTE, FRAN			1	1
CREEN, MARG			1	1
DICKERSON, JANICE	4	1	2	7
DIPPER, BRAD	3	1	2	6
DOE, JANICE	1			1
DOE, JOHN	3			3
DOLITTLE, FRED		1		1
DOWNING, ROBERT		1		1
FINKELSTEIN, ANGELO	3	1		4
FLEIMAN, STEVEN	4	3		7
FORESTER, BRENDA		2		2

Activity Dashboard

Employee	Incident Reporting	Disability Management	Work Accommodation	Grand Total
FRANK, BRENDA			1	1
GAUTHEIR, AMANDA	2	1		3
GEORGE, DANIEL		1		1
GEORGE, KATHLYN	3			3
GORDON, BRENDA	2	1	2	5
GORDON, SHAWN	6	1	2	9
GREEN, GERALD	2		1	3
GRIFFITHS, HAROLD	1	2		3
HAKMIN, FRED	6	1		7
HALYARD, AMANDA	6	2		8
HANNER, FRANCIS	3		1	4
HARVEY, ANITA	3	2	2	7
HATHAWAY, HERB	1		1	2
HOPE, ROBERT	2	1	2	5
HOPE, ROBERT JR	2	1		3
HORTON, TIM	1	1	1	3
HOWARD, SHERRY	1	1		2
HREICH, JUDITH	2		2	4
HURT, JOHN	1			1
JACKSON, LATTIE		1		1
JACKSON, TOM	3		1	4
JAMES, BRENDA	5	1		6
JOHNSON, COURTNEY	1			1
JOHNSON, FRANK	1			1
JOHNSTON, AMY	1			1
JONES, JASON		1		1
JONES, JOHN	2			2
JONES, SANDRA	3			3
KANE, DAN	2			2
KANE, DOUGLAS	2			2
KANE, MAE		1	1	2
KANE, MICELLE	1			1
KANE, SARA	3	2		5
KELLY, BRENDA	1			1
KENDRICK, APRIL	1			1
KILDARE, WM	1			1
LANGFORD, IRENE	1			1
MATTHEWS, KAREN	1			1
MCDONALD, GARY	1			1
MONTMORE, DONALD	2	1		3
NORRIE, SHERYL		1		1
ODAY, GIUSEPPE	1			1
PEABODY, FRED	1			1
PETERSON, KEN	1			1

Activity Dashboard

Employee	Incident Reporting	Disability Management	Work Accommodation	Grand Total
ROBITAILLE, BETTY ANN	1		1	2
SAWYER, BRAD	1			1
SMITH, ALISON	1			1
SMITH, BRAD	1			1
SMITH, HOLLY	1			1
SMITH, JASON			1	1
SMITH, JASON P.	2			2
SMITH, JILL	1			1
SMITH, ROBERT (BOB)	1			1
SMITH, SARA	1			1
SMITH, VERN		1	1	2
TREMBLEY, FRANK	1	1	1	3
TRUDELL, JASON	4			4
TURNER, PAULA	1			1
VOULA, JONES	1			1
WALKER, ANDREA		1		1
WARDEN, ANGELA	1			1
WATERLOO, KATE	1			1
WELSH, KRISTA	2	1		3
WEST, BONNIE	2			2
WEST, DOUG	2	1		3
WHISPER, JAMES	1			1
WILLIAMS, DOUG	2			2
WILSON, JANE	3			3
YUOR, DEXTER	3		1	4
Grand Total	207	65	68	340

Activity Dashboard

Incident Reporting *(Excludes REOs and Hazards)*

Close Indicator (All)

Module Incident Reporting

Count		Year End						Grand Total
Dept Group	Class	2015	2016	2017	2018	2019	2020	
FINANCE Finance			2	1	1		3	7
	Health Care						1	1
	Lost Time		1	1	1		1	4
	First Aid		1				1	2
HEALTH Employee Health		1	2	1	1	1		6
	Health Care					1		1
	Lost Time	1	1	1	1			4
	First Aid		1					1
HR Human Resources		3	1			1	3	8
	Health Care	1				1	3	5
	First Aid	2	1					3
IT Information Technology		1	1				1	3
	Health Care						1	1
	Lost Time		1					1
	First Aid	1						1
PLANT Plant		4	4	3	3	3	10	27
	Health Care	1	2				9	12
	Lost Time	3		2	3	3	1	12
	First Aid		2	1				3
WELD SHOP Welding Shop		3			1	1		5
	Health Care					1		1
	Lost Time	3			1			4
L&L 2010 Logistics		3		1	1	2	4	11
	Health Care					1	4	5
	Lost Time	2		1	1	1		5

Activity Dashboard

Dept Group	Class	2015	2016	2017	2018	2019	2020	Grand Total
L&L 2010 Logistics	First Aid	1						1
MAINT Maintenance		5		3	1	2	3	14
	Health Care						1	1
	Lost Time	4		3	1	1	1	10
	First Aid	1				1	1	3
56882 Fairmont PS - VP		2		1		1		4
	Health Care	1				1		2
	Lost Time	1						1
	First Aid			1				1
ADMIN Admin		7	2		1	1	2	13
	Health Care	3	1				2	6
	Lost Time	4			1	1		6
	First Aid		1					1
FAIR125 Fairmont PS - Custodial		1	5	2		1		9
	Health Care		1			1		2
	Lost Time		4	2				6
	First Aid	1						1
FAIR124 Fairmont PS - EA		1	2	1	2	2	1	9
	Health Care	1			1	2		4
	Lost Time		1	1	1		1	4
	First Aid		1					1
WAREHOUSE Warehouse		5	5	1	3	2		16
	Health Care	2	4	1				7
	Lost Time	3	1		3	1		8
	First Aid					1		1
PHYSICIANS Physicians		1						1
	Health Care	1						1
56883 Fairmont PS - Teacher			4	4	2	1	2	13
	Health Care		1	2			1	4
	Lost Time		2	2	2	1	1	8
	First Aid		1					1
56881 Fairmont PS - Princ		1				1		2

Activity Dashboard

Dept Group	Class	2015	2016	2017	2018	2019	2020	Grand Total
56881 Fairmont PS - Princ	Health Care					1		1
	Lost Time	1						1
MN234 MN FOOD SERV		1	2	1		4	2	10
	Health Care					2	2	4
	Lost Time	1	1	1		1		4
	First Aid		1			1		2
12349 Operator		1				2	1	4
	Health Care	1					1	2
	Lost Time					2		2
WARDNW North West Wing				1		1	1	3
	Lost Time			1		1	1	3
8844-3 Tweedsmuire PS-Teacher						2	1	3
	Lost Time					2	1	3
CONTRACT Contractors							1	1
	Health Care						1	1
Grand Total		40	30	20	16	28	35	169

Activity Dashboard

Disability Management Claims

Close Indicator (All)

Module Disability Management

Count		Year End						
Dept Group	Class	2015	2016	2017	2018	2019	2020	Grand Total
FINANCE Finance							2	2
	Long Term Disability						1	1
	Short Term Disability						1	1
HEALTH Employee Health		1		1		1		3
	Long Term Disability					1		1
	Short Term Disability	1		1				2
HR Human Resources		2						2
	Short Term Disability	2						2
PLANT Plant				2	4	1	1	8
	Long Term Disability				1			1
	Short Term Disability			2	3	1	1	7
WELD SHOP Welding Shop						2		2
	Short Term Disability					2		2
L&L 2010 Logistics			2		1			3
	Short Term Disability		2		1			3
MAINT Maintenance		2	1	1	2	2		8
	Long Term Disability		1					1
	Short Term Disability	2		1	2	2		7
56882 Fairmont PS - VP		1						1
	Short Term Disability	1						1
ADMIN Admin		1	3		1	2		7
	Long Term Disability	1						1
	Short Term Disability		3		1	2		6
FAIR125 Fairmont PS - Custodial				3	1	1		5
	Long Term Disability			3				3

Activity Dashboard

Dept Group	Class	2015	2016	2017	2018	2019	2020	Grand Total
FAIR125 Fairmont PS - Custodial	Short Term Disability				1	1		2
FAIR124 Fairmont PS - EA				1		1	2	4
	Short Term Disability			1		1	2	4
WAREHOUSE Warehouse		4			1	1		6
	Long Term Disability	1						1
	Short Term Disability	3			1	1		5
PHYSICIANS Physicians		1						1
	Short Term Disability	1						1
56883 Fairmont PS - Teacher				2	2			4
	Short Term Disability			2	2			4
MN234 MN FOOD SERV				2	1	1		4
	Long Term Disability			1				1
	Short Term Disability			1	1	1		3
12349 Operator						1		1
	Short Term Disability					1		1
8844-3 Tweedsmuire PS-Teacher					1	1		2
	Short Term Disability				1	1		2
VOLUNTEER VOLUNTEER						2		2
	Short Term Disability					1		1
	Mid Term Disability					1		1
Grand Total		12	6	12	14	16	5	65

Activity Dashboard

Work Accommodation Programs

Close Indicator	(All)
Module	Work Accommo-dation
Class	(All)

Count of Emp Key		Year End						Grand Total
Dept Group	Cause Medical Profile	2015	2016	2017	2018	2019	2020	
FINANCE Finance			2					2
	(blank)		1					1
	TEMP OCC		1					1
HEALTH Employee Health		2		2	1	1		6
	TEMP NON OCC	1		1				2
	(blank)					1		1
	TEMP OCC	1		1	1			3
HR Human Resources		1						1
	TEMP OCC	1						1
IT Information Technology		1		1				2
	(blank)			1				1
	TEMP OCC	1						1
PLANT Plant		3	1	3	2	2		11
	TEMP NON OCC	2			1			3
	(blank)			2				2
	TEMP OCC	1	1	1	1	2		6
WELD SHOP Welding Shop						1		1
	TEMP OCC					1		1
L&L 2010 Logistics			2	1				3
	(blank)		1					1
	TEMP OCC			1				1
	PERM NON OCC		1					1
MAINT Maintenance		4	1	1	1	2		9
	TEMP NON OCC	1			1	1		3
	(blank)	1						1

Activity Dashboard

Dept Group	Cause Medical Profile	2015	2016	2017	2018	2019	2020	Grand Total
MAINT Maintenance	TEMP OCC	2	1	1		1		5
56882 Fairmont PS - VP				2	1			3
	TEMP NON OCC			1				1
	TEMP OCC			1	1			2
ADMIN Admin		2					1	3
	(blank)						1	1
	TEMP OCC	2						2
FAIR125 Fairmont PS - Custodial			1	2	1			4
	TEMP NON OCC		1					1
	TEMP OCC			1	1			2
	TRANS-NON OCC			1				1
FAIR124 Fairmont PS - EA				2			2	4
	TEMP NON OCC			1			1	2
	(blank)			1				1
	TEMP OCC						1	1
WAREHOUSE Warehouse		4	4					8
	TEMP NON OCC	1						1
	(blank)		1					1
	TEMP OCC	2	3					5
	MODIFICATION ONLY	1						1
56883 Fairmont PS - Teacher				2	2	1		5
	TEMP NON OCC			1	2	1		4
	TEMP OCC			1				1
MN234 MN FOOD SERV			1					1
	TEMP OCC		1					1
12349 Operator						2		2
	TEMP OCC					2		2
WARDNW North West Wing						1		1
	TEMP OCC					1		1
FAIR123 Fairmont PS - Nursing			1					1
	TEMP NON OCC		1					1
VOLUNTEER VOLUNTEER		1						1

Activity Dashboard

Dept Group	Cause Medical Profile	2015	2016	2017	2018	2019	2020	Grand Total
VOLUNTEER VOLUNTEER	TEMP OCC	1						1
Grand Total		18	13	16	8	10	3	68