

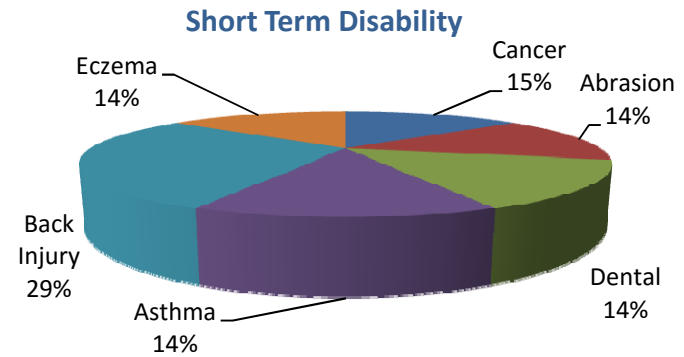
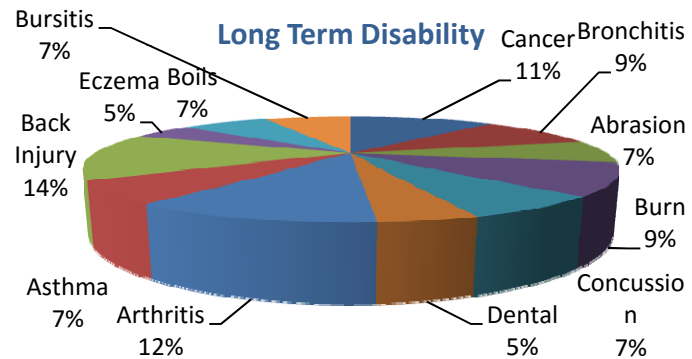
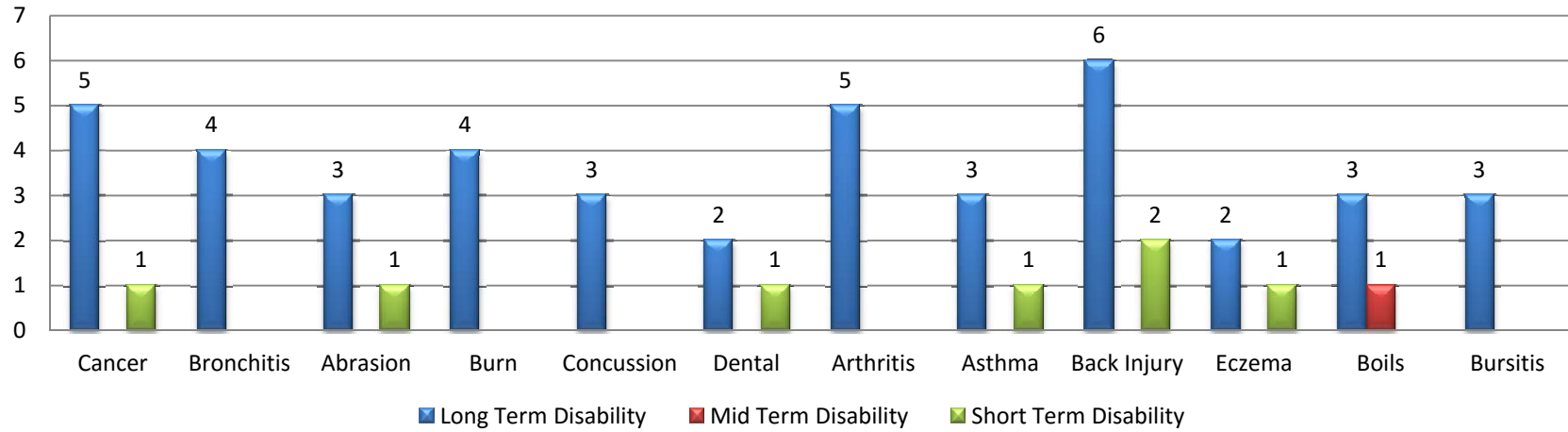
Claim Statistics by Condition

Range

Nov-13

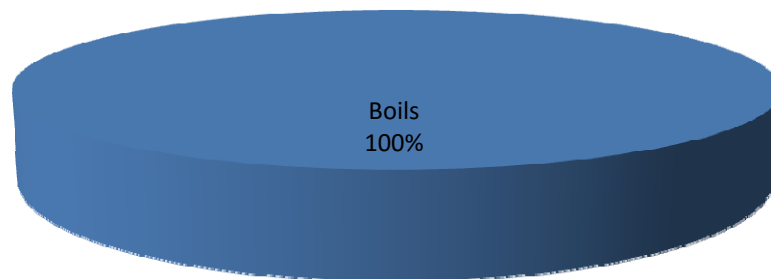
May-16

Claim Condition by Type



Claim Statistics by Condition

Mid Term Disability



Claim Statistics by Condition

3 of 3

Range

Nov-13

May-16

Status Desc	(All)
Type	(All)
Years	(All)
Claim Date	(All)

Count of Claim		Column Labels												
		Cancer	Bronchitis	Abrasion	Burn	Concussion	Dental	Arthritis	Asthma	Back Injury	Eczema	Boils	Bursitis	Grand Total
Dept/Group														
ADMIN	Administration	2	2	1	1	1	2			2	2	1	1	15
HEALTH	Employee Health		1		1			1		1		1		5
KML1234	Kitchener - Sub office											1		1
PLANT	Plant	3	1	1	2	2	1	2	2	2	1	1	2	20
SAND	Sandy's Department	1		2				2	2	2				9
VOLUNTEER	VOLUNTEER									1				1
Grand Total		6	4	4	4	3	3	5	4	8	3	4	3	51