

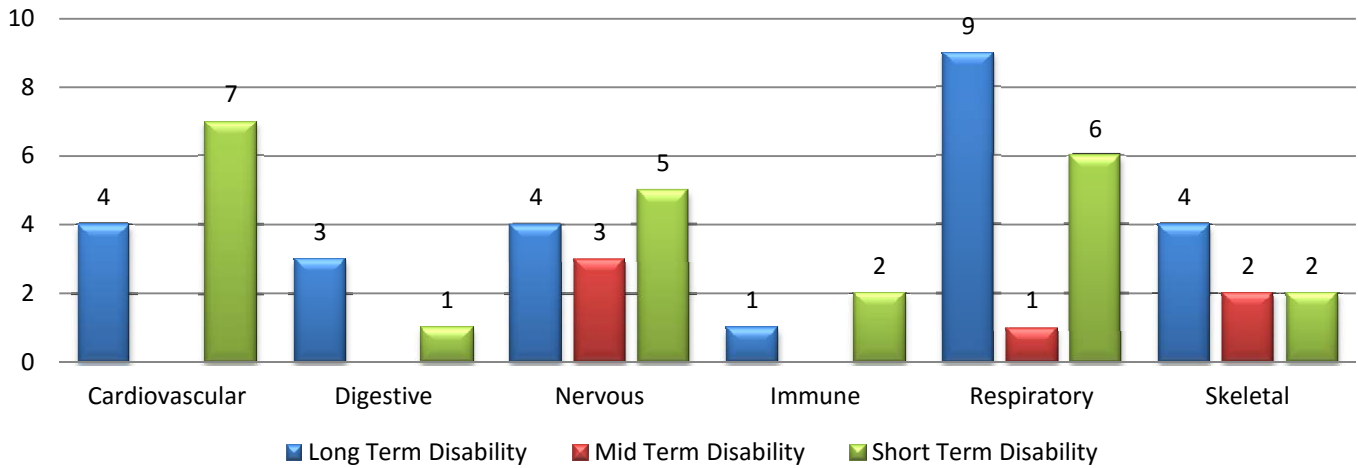
Claim Statistics by Medical Profile

Range:

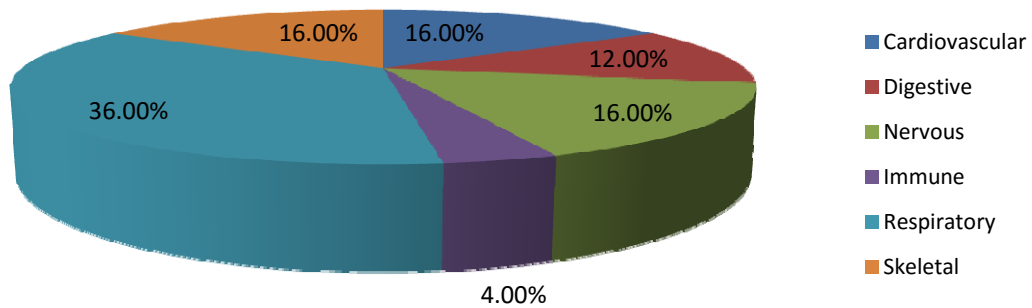
Mar-13

Jun-17

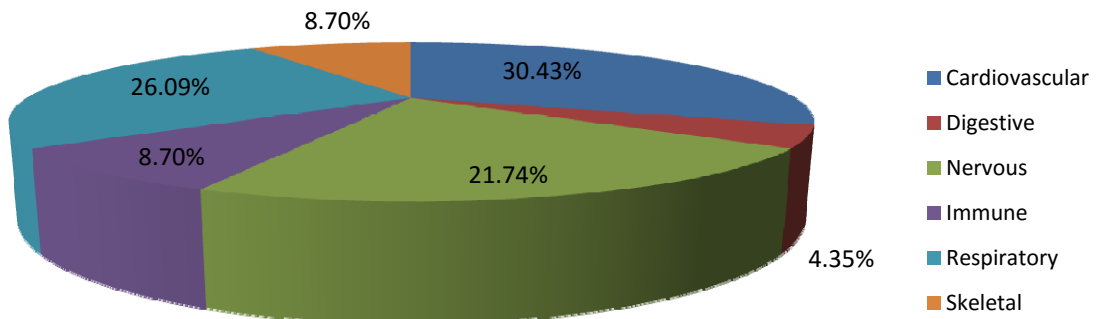
Medical Profile of Claim by Type



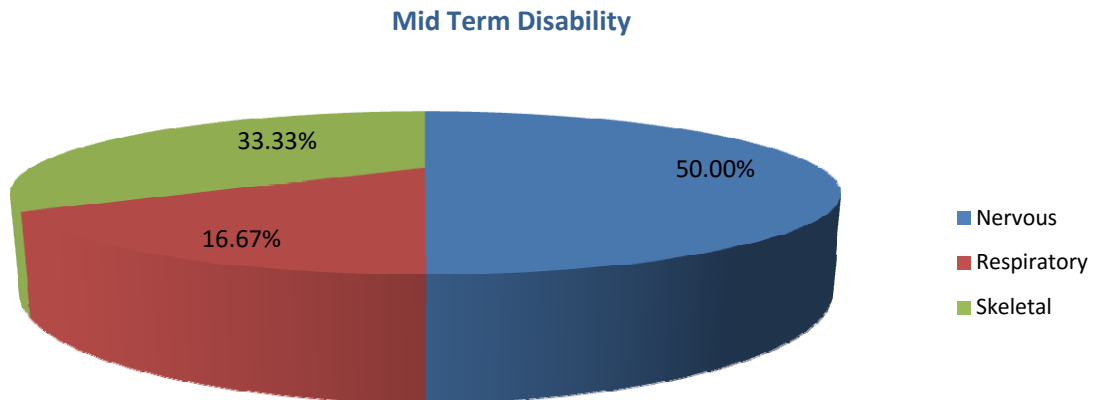
Long Term Disability



Short Term Disability



Claim Statistics by Medical Profile



Claim Statistics by Medical Profile

Range:

Mar-13

Jun-17

Status Desc	(All)
Claim Date	(All)
Type	(All)

Count of Type Dept/Group	Medical Profile						Grand Total
	Cardiovascular	Digestive	Nervous	Immune	Respiratory	Skeletal	
ADMIN Administration	3	2	3	2	7	1	18
HEALTH Employee Health	1		1	1		1	4
PLANT Plant	2	1	4		5	3	15
SAND Sandy's Department		1	2		1		4
VOLUNTEER VOLUNTEER	4				1	1	6
MAINT Maintenance			1		1	1	3
KML1234 Kitchener - Sub office						1	1
FINANCE Finance	1				1		2
WELD SHOP Welding Shop			1				1
Grand Total	11	4	12	3	16	8	54